

# Endogenous Information Acquisition and Countercyclical Uncertainty\*

Jess Benhabib<sup>†</sup>      Xuewen Liu<sup>‡</sup>      Pengfei Wang<sup>§</sup>

This version: July 2016

Forthcoming in *Journal of Economic Theory*

## Abstract

We introduce endogenous information acquisition into an otherwise standard business cycle model. In our framework information is a productive input, which is essentially specialized labor, so information acquisition is linked to the labor market and thereby to macroeconomic conditions. We show that when firms acquire information optimally, information acquisition is endogenously procyclical, and therefore economic uncertainty faced by the firms is countercyclical. Two-way feedback exists between economic uncertainty and macroeconomic activities, resulting in an amplification effect of TFP shocks, and possibly generating multiple equilibria. Our basic model can also be extended to explain countercyclical aggregate volatility. On the theoretical side, our model demonstrates that strategic complementarity (substitutability) in information acquisition coincides with strategic complementarity (substitutability) in production, and that reducing uncertainty through information acquisition improves resource allocation.

*Keywords:* Information acquisition, Countercyclical uncertainty, Strategic complementarity, Strategic substitutability, Resource misallocation

*JEL codes:* E30, E44, G01

---

\*We are grateful to the editor, Alessandro Pavan, and four referees for their detailed comments, suggestions, and guidance that have substantially improved the paper. Liu and Wang acknowledge the financial support from Hong Kong Research Council (GRF #16504815).

<sup>†</sup>Department of Economics, New York University, 19 West 4th Street, New York, NY 10012, USA. Office: (212) 998-8971, Fax: (212) 995-4186. Email: jess.benhabib@nyu.edu.

<sup>‡</sup>Department of Finance, Hong Kong University of Science and Technology, Clear Water Bay, Hong Kong. Tel: (+852) 2358 7679. Email: xuewenliu@ust.hk

<sup>§</sup>Department of Economics, Hong Kong University of Science and Technology, Clear Water Bay, Hong Kong. Tel: (+852) 2358 7612. Email: pfwang@ust.hk

# 1 Introduction

Recessions are often associated with increases in uncertainty, measured by either macro-level or micro-level volatility. In a recent influential paper, Bloom (2009) shows that measured uncertainty is countercyclical, suggesting that “uncertainty shocks” may be quantitatively important features of business cycles. Indeed, this finding has inspired a growing literature arguing that uncertainty shocks are an important driving force of business cycles in general and of the recent Great Recession in particular.<sup>1</sup> For example, Christiano, Motto and Rostagno (2014) find that the exogenous fluctuations in the volatility of cross-sectional uncertainty are the most important shock driving the business cycles in an estimated sticky price model augmented with the financial accelerator mechanism. Nevertheless, the direction of causality between economic uncertainty and macroeconomic activities is still an open question. For example, several recent empirical works (e.g., Bachmann and Bayer (2013, 2014), Bachmann, Elstner and Sims (2013), Bachmann, Elstner and Hristov (2015)) document evidence that uncertainty appears to be an outcome, rather than the cause, of recessions. Models in which “uncertainty fluctuations” are merely a symptom of business cycles have also been proposed in the literature (e.g., Bachmann and Moscarini (2012), Ilut, Kehrig and Schneider (2015)).

In this paper, we revisit the relationship between uncertainty and macroeconomic activities theoretically, in the context of endogenous information acquisition models. Rather than treating volatility shocks as exogenous, we provide a model that endogenizes them under equilibrium information acquisition. We show that several commonly-used measures of uncertainty in the literature, such as firm-level dispersion in productivity, firm residual idiosyncratic uncertainty, and the volatility of aggregate output forecast error, are endogenously countercyclical when firms opt to acquire information procyclically. Our model shows that the causality between uncertainty and economic activities can go both ways. A recession caused by fundamental shocks such as TFP shocks increases uncertainty because of reduced information acquisition. The raised uncertainty in turn amplifies and reinforces the decline in output. Recession in the fear of high economic uncertainty hence can become a self-fulfilling prophecy if this two-way feedback is strong enough.

To demonstrate this idea, we incorporate endogenous information acquisition into an otherwise standard Dixit-Stiglitz monopolistic competition model, in which each intermediate goods firm (entrepreneur) employs labor to produce a differentiated good but faces uncertainty about its idiosyncratic demand shock. To reduce uncertainty, firms can acquire information about their idiosyncratic demand shocks before production by incurring some *labor costs*, so information acquisition is linked to the labor market and thereby the macroeconomic condition. Information acquisition

---

<sup>1</sup>The Federal Open Market Committee minutes repeatedly emphasize uncertainty as a key factor driving the 2001 and 2007-2009 recessions (see, e.g., Bloom et al. (2012)).

enables a firm to earn higher expected profits because with more precise information it can align its production more closely with the true demand for its product. A two-way feedback arises under endogenous information acquisition. On the one hand, uncertainty about idiosyncratic demand shocks distorts the allocation of resources (labor) across firms ex post. Reducing uncertainty through information acquisition improves resource allocation, thus increasing the endogenous aggregate TFP and boosting macroeconomic activities. On the other hand, the macroeconomic condition affects labor costs and firms' incentives to acquire information ex ante, which, in turn, determine firms' residual uncertainty or forecast error (on their idiosyncratic demand shocks) at the time of production.

To illustrate the two-way feedback, consider a recession caused initially by a negative TFP shock. The resulting gain from information acquisition decreases as the expected profit, which partially depends on the aggregate production, goes down. However, the labor cost of information acquisition also decreases as real wages (depending on the aggregate economy) also go down. We show that under reasonable specifications of preferences, the decrease in benefit outweighs the decrease in cost during the recession, leading to a decrease in information acquisition. As firms have less precise information, they face greater residual uncertainty, resulting in greater resource misallocation. This reinforces the negative impact of the initial drop in TFP on aggregate production, deepening the recession. Conversely, there is more information acquisition and the residual uncertainty faced by firms is lower during a boom. In short, information acquisition is endogenously procyclical and the residual idiosyncratic uncertainty (forecast error) faced by firms is countercyclical in equilibrium.

We further show that this two-way feedback, if strong enough, can generate multiple equilibria in which high uncertainty and low aggregate economic activities can become self-fulfilling. This happens when the effect of complementarity in production across intermediate goods firms is stronger than the general equilibrium effect on the real wage. In such a case, production of intermediate goods firms exhibits strategic complementarity. If other firms acquire information, this increases the overall efficiency of resource allocation and hence aggregate output, which in turn increases an individual firm's incentives to acquire information. Information acquisition therefore exhibits strategic complementarity, leading to multiple equilibria. If a firm expects that all other firms acquire information, it does so as well, resulting in an efficient equilibrium in which all firms acquire information. If instead a firm expects that no other firms acquire information, it has no incentive to do so either, resulting in an inefficient equilibrium in which no firm acquires information. The inefficient equilibrium is characterized as higher uncertainty and lower aggregate production than those associated with the efficient equilibrium.

We then extend our baseline model to show that countercyclical idiosyncratic uncertainty also manifests as countercyclical aggregate volatility and countercyclical aggregate uncertainty. We assume that besides the "private" signal about the idiosyncratic demand shock, each firm also receives a "public" signal, which is the sum of its idiosyncratic demand shock and the economy-

wide common sentiment shock about aggregate demand in the spirit of Angeletos and La’O (2013a) and Benhabib, Wang and Wen (2015). When firms make their production decision, they then face not only the aforementioned idiosyncratic uncertainty but also the aggregate uncertainty of aggregate output coming from the time-varying common sentiment shock. As in the baseline model, a firm can acquire more information (i.e., making its “private” signal more precise) to reduce its uncertainty about its idiosyncratic demand shock. As before, when the economy is in a boom due to a positive TFP shock, firms have stronger incentives to acquire information. So the “public” signal becomes less important to firms’ production decisions. This means that a firm’s production is less responsive to its “public” signal and thus the common sentiment shock. This decreases the volatility of aggregate output and also decreases the uncertainty (forecast error) in aggregate output faced by each firm. At the same time, as in the baseline model, the idiosyncratic uncertainty faced by the firms also decreases. In short, a higher (lower) TFP leads to lower (higher) aggregate volatility and aggregate uncertainty.

Our model yields several predictions in line with the empirical data. First, we find evidence that the total employment for information acquisition-related occupations is strongly procyclical, lending direct support to the mechanism of procyclical information acquisition of our model.<sup>2</sup> Second, empirical studies support our model’s implication of countercyclical idiosyncratic uncertainty as measured by the volatility of idiosyncratic forecast error.<sup>3</sup> Third, empirical evidence (Basu and Fernald (2001), David, Hopenhayn and Venkateswaran (2015)) also supports our model’s prediction that reallocation helps explain procyclical aggregate endogenous productivity.<sup>4</sup> Finally, in addition to the prediction of countercyclical aggregate volatility consistent with the data, our extended model in Section 3 implies that aggregate output is more difficult to predict in recessions, which is consistent with the evidence in Jurado, Ludvigson and Ng (2014). The prediction of our extended model in Section 3 is also consistent with the notion that sentiment shocks are likely more important in recessions than in booms.<sup>5</sup>

**Relation to the Literature.** We add to the fast-growing literature that follows Bloom (2009) in studying the interaction between uncertainty and economic activities. Many recent papers have

---

<sup>2</sup>Our estimation is based on the Occupational Employment Statistics (OES) survey data (available from 2001 to 2015), where we use the occupation of “Market Research Analysts” as a proxy for the intensity of information acquisition. We find that the employment for this occupation is strongly procyclical. The contemporaneous correlation of the employment for this occupation with output (HP filter data) is 0.64. The procyclicality is also confirmed when we use several other occupations, such as “Survey Researchers” and “Cost Estimators”, as proxies. Their contemporaneous correlations with output are 0.55 and 0.84, respectively. For longer-period data, we conduct an estimation based on the Current Employment Statistics, where we use the employment in the “Marketing Research and Public Polling” industry as the measure of employment in information acquisition. The data again show that information acquisition is procyclical. Its contemporaneous correlation with output is 0.63.

<sup>3</sup>See the evidence in Bachmann, Elstner and Sims (2013), Bachmann, Elstner and Hristov (2015), Campbell et al. (2001), Gilchrist, Sim and Zakrajsek (2014), Kehrig (2011) and Berger and Varvar (2011).

<sup>4</sup>Information acquisition in David, Hopenhayn and Venkateswaran (2015) is exogenous, unlike in our paper.

<sup>5</sup>For example, Kurov (2010) and Lutz (2015) provide some indirect evidence for such a notion using investor sentiments and stock market data.

extended Bloom’s partial equilibrium analysis to the general equilibrium. Since an increase in stochastic volatility typically generates a comovement problem between consumption and investment in a frictionless economy, various frictions have been explored. For example, Christiano, Motto and Rostagno (2014), Arellano, Bai and Kehoe (2012), and Gilchrist, Sim and Zakrajsek (2014) introduce financial frictions and show that financial frictions can propagate uncertainty shocks. Basu and Bundick (2012) study uncertainty shocks in a New Keynesian model. Bloom et al. (2012) introduce microeconomic rigidities, such as adjustment costs in capital and labor. In contrast to our model, these papers treat uncertainty shocks as exogenous and focus on their impact on the economy. A few theoretical papers model uncertainty fluctuations as the outcome of business cycles. Notably, Bachmann and Moscarini (2012) consider the endogenous uncertainty in cross-sectional measures of dispersion.<sup>6</sup> In their model, firms face uncertainty about the elasticity of their demand but can learn gradually from the volume of sales. They show that bad economic times are the best times to price-experiment. Hence information acquisition is countercyclical and generates countercyclical cross-sectional measures of dispersion. In our model, firms know their demand elasticity but need to learn the position of their demand curve, which gives rise to a simpler learning problem and allows us to study time-series aggregate volatility. Ilut, Kehrig and Schneider (2015) show that if hiring decisions respond more to bad news than to good news, both aggregate conditional volatility and the cross-sectional dispersion of employment growth are countercyclical. There is no endogenous information acquisition mechanism in their framework.

Our paper is related to the work of Mäkinen and Ohl (2015), who extend the literature on asymmetric learning and countercyclical uncertainty (see, e.g., Van Nieuwerburgh and Veldkamp (2006) and Veldkamp (2005)) to encompass costly acquisition. The authors demonstrate that firms’ information demand exhibits countercyclicity, and show that the equilibrium price system moderates aggregate fluctuations by disincentivizing information acquisition. Information acquisition in their model is endogenous as in our paper. Our paper and theirs complement each other in that their paper models the learning about the economy’s aggregate state and emphasizes the price system transmitting information, where information acquisition is a strategic substitute. Fajgelbaum, Schaal and Taschereau-Dumouchel (2014) propose a theory of self-reinforcing episodes of high uncertainty and low activity, through the mechanism of the “wait-and-see” effect together with agents learning from the actions of others. Straub and Ulbricht (2014) explore the joint propagation of uncertainty and financial distress, looking at a model where adverse shocks to the financial sector endogenously generate uncertainty about firm-specific fundamentals. The mechanisms studied in these papers are related to but different from our model’s emphasis on the two-way feedback between micro-level uncertainty and macroeconomic activity.

---

<sup>6</sup>Cui (2012) and D’Erasmus and Moscoso-Boedo (2012) also study endogenous cross-sectional dispersion and use approaches different from ours.

Our paper is also related to the literature on information acquisition and welfare. Among others, Reis (2006), Angeletos and Pavan (2007), Hellwig and Veldkamp (2009), Vives (2016), Colombo, Femminis and Pavan (2014) and Mäkinen and Ohl (2015) study information acquisition and efficiency. In business-cycle models, Angeletos and La’O (2013b), Llosa and Venkateswaran (2013) and Mackowiak and Wiederholt (2013) contrast the equilibrium acquisition of information with the efficient acquisition of information. In our model, there is under-acquisition of information in the competitive equilibrium. When an individual firm acquires information, it has positive externality to consumer surplus and negative externality to other firms’ profit. The overall effect is that the positive externality exceeds the negative externality, so too few individual firms acquire information in the competitive equilibrium compared with the second-best efficient equilibrium.

The rest of the paper is organized as follows. Section 2 presents the baseline model, highlighting the basic mechanism. Section 3 extends the baseline model to study aggregate volatility and aggregate uncertainty. Section 4 concludes.

## 2 The Baseline Model

### 2.1 Model Setup

The economy is populated by a large representative household comprising a continuum of identical workers and a continuum of entrepreneurs, with a unit measure of each. The household derives utility from leisure and from consumption of a composite final good produced with a continuum of differentiated intermediate goods. Workers supply labor to entrepreneurs in a competitive labor market. Entrepreneur  $j$  is the monopolist of differentiated intermediate good  $j$ . The demand for each intermediate good  $j$  is affected by an idiosyncratic demand shock  $\epsilon_{jt}$  and by aggregate demand driven by an aggregate productivity shock  $A_t$ . At the beginning of each period, after observing the aggregate productivity shock  $A_t$ , entrepreneur  $j$  decides whether to acquire information regarding  $\epsilon_{jt}$ , and then produces accordingly. At the end of each period, the workers and entrepreneurs pool their wage and profit income for the household.

**The Representative Household** The household maximizes its utility

$$\max E_0 \sum_{t=0}^{\infty} \beta^t \left[ \frac{C_t^{1-\gamma}}{1-\gamma} - \psi N_t - \psi N_{et} \right], \quad (1)$$

where  $C_t$  is the consumption of the household,  $N_t$  is the total working hours of workers, and  $N_{et}$  is the total working hours entrepreneurs spend on information acquisition (to be specified later). Note that in our model *without capital*, a reasonable parameter specification is to set  $\gamma$  below 1. In fact, in our model,  $\gamma$  plays the role of the income elasticity of labor supply; empirically, labor

supply is not very sensitive to income and wages are not very pro-cyclical.<sup>7</sup>

The budget constraint for the household is

$$P_t C_t \leq W_t N_t + \Pi_t, \quad (2)$$

where  $P_t$  is the price of the consumption good,  $W_t$  is the nominal wage, and  $\Pi_t$  denotes total profit income earned by entrepreneurs. For the representative household there is no transfer of resources across periods, so the infinite-horizon maximization problem becomes the repeated one-period maximization problem. Our model is essentially static. The first-order condition of the maximization problem of (1) yields

$$\psi C_t^\gamma = \frac{W_t}{P_t}. \quad (3)$$

When making its consumption decision (or labor supply decision) according to (3), the representative household sees the nominal wage  $W_t$ , and it forms (rational) expectations of the equilibrium aggregate price  $P_t$  and thus of the real wage  $\frac{W_t}{P_t}$ .<sup>8</sup>

**The Final Goods Producer** The consumption good is produced by a competitive final goods firm facing competitive factor markets according to the Dixit-Stiglitz aggregate production function:

$$Y_t = \left[ \int_0^1 \epsilon_{jt}^{\frac{1}{\theta}} y_{jt}^{\frac{\theta-1}{\theta}} dj \right]^{\frac{\theta}{\theta-1}} \quad \text{for } \theta > 1. \quad (4)$$

The final good producer maximizes its profit:

$$\max_{y_{jt}} P_t \left[ \int_0^1 \epsilon_{jt}^{\frac{1}{\theta}} y_{jt}^{\frac{\theta-1}{\theta}} dj \right]^{\frac{\theta}{\theta-1}} - \int_0^1 p_{jt} y_{jt} dj,$$

where  $p_{jt}$  is the price of intermediate good  $j$ . The first-order condition with respect to input  $y_{jt}$  implies

$$y_{jt} = \left( \frac{p_{jt}}{P_t} \right)^{-\theta} \epsilon_{jt} Y_t, \quad (5)$$

which shows that the demand for intermediate good  $j$  is affected by both idiosyncratic shock  $\epsilon_{jt}$  and aggregate demand  $Y_t$ . We assume that  $\epsilon_{jt}$  is independent across time and goods and  $\log \epsilon_{jt} \equiv \varepsilon_{jt} \sim \mathcal{N}(-\frac{1}{2}\sigma_\varepsilon^2, \sigma_\varepsilon^2)$ , so the mean of  $\epsilon_{jt}$  is  $\mathbb{E}\epsilon_{jt} = 1$ ; denote  $\tau_\varepsilon = 1/\sigma_\varepsilon^2$ . It is also easy to show that

$$P_t = \left[ \int_0^1 \epsilon_{jt} p_{jt}^{1-\theta} dj \right]^{\frac{1}{1-\theta}}.$$

**Intermediate Goods Producers** Entrepreneurs are the producers of intermediate goods.

<sup>7</sup>We appreciate one referee's clarification on this point. See more explanations later.

<sup>8</sup>In our baseline model, there is no aggregate uncertainty, so  $P_t$  is deterministic and is perfectly foreseen under rational expectations.

Entrepreneur  $j$  is the monopolist of intermediate good  $j$  with production function

$$y_{jt} = A_t n_{jt}. \quad (6)$$

Entrepreneur  $j$  produces  $y_{jt}$  to maximize his profit under demand uncertainty driven by  $\epsilon_{jt}$ .<sup>9</sup> To reduce the uncertainty before production, entrepreneur  $j$  can spend  $m$  working hours to acquire some information about  $\epsilon_{jt}$  (for example, via a market survey). If he chooses to do so, he receives a signal given by

$$s_{jt} = \varepsilon_{jt} + e_{jt},$$

where  $e_{jt} \sim \mathcal{N}(0, \sigma_e^2)$ , so the precision of the signal is  $\tau_e = 1/\sigma_e^2$ . If the entrepreneur does not acquire information, he knows only the prior, unconditional distribution of  $\varepsilon_{jt}$ ; equivalently, he receives a useless signal  $s_{jt}$  with  $\sigma_e^2 = \infty$ .

Entrepreneurs hire workers based on the nominal wage before the actual production and trades take place. Entrepreneurs of course have to form expectations of the equilibrium aggregate price  $P_t$  and hence the real wage when they make their hiring decision.

An informed entrepreneur  $j$  chooses  $y_{jt}$  to maximize his expected profit

$$y_{jt} = y(s_{jt}) = \arg \max_{y_{jt}} \mathbb{E} [p_{jt} y_{jt} - W_t n_{jt} | s_{jt}] \quad (7)$$

with constraints (5) and (6).<sup>10</sup> Here  $\mathbb{E}(\cdot | s_{jt})$  is the conditional expectation operator over  $\epsilon_{jt}$ . Denote the realized profit for an informed entrepreneur by  $\pi(\epsilon_{jt}, s_{jt}) = p_{jt}(\epsilon_{jt}, y_{jt}) y_{jt} - W_t n_{jt}(y_{jt})$ . Likewise, an uninformed entrepreneur  $j$  solves

$$\tilde{y}_{jt} = \arg \max_{\tilde{y}_{jt}} \mathbb{E} [p_{jt} \tilde{y}_{jt} - W_t n_{jt}] \quad (8)$$

with constraints  $\tilde{y}_{jt} = \left(\frac{p_{jt}}{P_t}\right)^{-\theta} \epsilon_{jt} Y_t$  and  $\tilde{y}_{jt} = A_t n_{jt}$ . Here  $\mathbb{E}$  is simply the unconditional expectation operator over  $\epsilon_{jt}$ . Denote the realized profit for an uninformed entrepreneur by  $\tilde{\pi}_t(\epsilon_{jt}) = p_{jt}(\epsilon_{jt}, \tilde{y}_{jt}) \tilde{y}_{jt} - W_t n_{jt}(\tilde{y}_{jt})$ .

Throughout the paper, we normalize the wage as the numeraire price:

$$W_t = 1.$$

**Information Acquisition** To acquire a signal  $s_{jt}$ , an entrepreneur needs to spend a fixed

<sup>9</sup>In Appendix B, we examine the price setting instead of the quantity setting, and our insight carries over.

<sup>10</sup>The profit in terms of utility units is the amount of profit multiplied by  $\psi$ . Maximizing profits is equivalent to maximizing the “shareholder’s value”.



amount of time  $m$ . The ex ante expected profit for a firm acquiring information is

$$\pi_t^I = \mathbb{E}_{\epsilon_{jt}, s_{jt}} [\pi(\epsilon_{jt}, s_{jt})] = \mathbb{E}_{s_{jt}} \mathbb{E}_{\epsilon_{jt}|s_{jt}} [\pi(\epsilon_{jt}, s_{jt})|s_{jt}].$$

Throughout the paper,  $\mathbb{E}_x(\cdot)$  denotes the unconditional expectation operator over  $x$  and  $\mathbb{E}_{x|y}(\cdot|y)$  denotes the conditional expectation operator over  $x$  conditional on  $y$ . The ex ante expected profit for an entrepreneur not acquiring information is

$$\pi_t^U = \mathbb{E}_{\epsilon_{jt}} [\tilde{\pi}_t(\epsilon_{jt})].$$

As entrepreneurs are identical ex ante, all of them will acquire information if  $\pi_t^I - m > \pi_t^U$  and none will acquire information if  $\pi_t^I - m < \pi_t^U$ . If  $\pi_t^I - m = \pi_t^U$ , entrepreneurs are indifferent in acquiring information or not. Denote by  $\lambda_t$  the fraction of entrepreneurs who acquire information.<sup>11</sup> We must have

$$\begin{cases} \pi_t^I - m > \pi_t^U & \text{if } \lambda_t = 1 \\ \pi_t^I - m = \pi_t^U & \text{if } \lambda_t \in (0, 1) \\ \pi_t^I - m < \pi_t^U & \text{if } \lambda_t = 0 \end{cases} . \quad (9)$$

**Timeline** We summarize the sequence of actions by consumers and firms, the information structure, and the rational expectations equilibria of our baseline model.

1. At the beginning of each period, after observing  $A_t$ , an entrepreneur makes his decision on whether to acquire a signal about  $\epsilon_{jt}$ . Signal  $s_{jt}$  is obtained if he pays a constant cost  $m$  in terms of working hours; otherwise no signal (or a useless one) is obtained.
2. Based on signal  $s_{jt}$ , nominal wage  $W_t \equiv 1$ , and rational expectations of  $P_t$  (or  $Y_t$ ), an informed entrepreneur decides how much labor  $n_{jt}$  to hire to produce his intermediate good. An uninformed entrepreneur chooses  $n_{jt}$  based on the prior of  $\epsilon_{jt}$ .
3. Given the production of  $y_{jt}$  and  $\tilde{y}_{jt}$ , price  $p_{jt}$  adjusts to equate demand and supply according to equation (5).
4. Goods markets open. Goods are exchanged at market clearing prices. The final consumption is realized.

Definition 1 formally defines the equilibrium of our baseline model.

---

<sup>11</sup>The setup of binary choice of information acquisition (i.e., acquiring or not) coupled with a fraction  $\lambda_t$  of firms acquiring information (in the spirit of Grossman and Stiglitz (1980)) in the baseline model is for obtaining explicit and analytical solutions. In Appendix D, we study continuous information acquisition.

**Definition 1** An REE is a sequence of aggregate allocations  $\{C(A_t), Y(A_t), N(A_t), \Pi(A_t), \lambda(A_t)\}$ , individual productions  $y_{jt} = y(A_t, s_{jt})$  for informed entrepreneurs and  $y_{jt} = \tilde{y}(A_t)$  for uninformed entrepreneurs, and prices  $\{P(A_t), p(s_{jt}, \epsilon_{jt})\}$ , such that for each realization of  $A_t$ , (i)  $C(A_t)$  and  $N(A_t)$  maximize households' utility given the equilibrium price  $P_t = P(A_t)$  and aggregate profit  $\Pi(A_t)$ ; (ii) equation (5) maximizes the final goods firm's profit given shocks  $\epsilon_{jt}$  and equilibrium prices  $p(s_{jt}, \epsilon_{jt})$ ; (iii) given  $P_t$  and signal  $s_{jt}$ ,  $y(A_t, s_{jt})$  maximizes the expected profit of an informed entrepreneur and  $\tilde{y}(A_t)$  maximizes the expected profit of an uninformed entrepreneur; (iv) A  $\lambda(A_t)$  fraction of entrepreneurs acquire information about their  $\epsilon_{jt}$ , so  $\Pi(A_t) = \lambda_t \pi_t^I + (1 - \lambda_t) \pi_t^U$ ; and (v) all markets clear, namely,  $C(A_t) = Y(A_t)$  and  $N_t = \int_0^1 \frac{y_{jt}}{A_t} dj$ .

We now proceed to characterize the equilibrium.

## 2.2 Characterization of Equilibrium

First, we work out a firm's optimal production given its information acquisition decision. Next, we aggregate all firms' production to obtain the aggregate output  $Y_t$  as a function of  $\lambda_t$  and  $A_t$ . Then, we compare  $\pi_t^I$  and  $\pi_t^U$  to solve firms' information acquisition problem, which yields another function involving  $\lambda_t$  and  $Y_t$ . Finally, we use these two functions to determine  $Y_t$  and  $\lambda_t$  simultaneously as functions of  $A_t$ .

**Equilibrium  $Y_t$  for a Given  $\lambda_t$**  Substituting (5) and (6) into (7), we have

$$y_{jt}(s_{jt}) = \arg \max_{y_{jt}} \mathbb{E} \left[ \left( P_t \cdot y_{jt}^{1-\frac{1}{\theta}} (\epsilon_{jt} Y_t)^{\frac{1}{\theta}} - \frac{1}{A_t} y_{jt} \right) | s_{jt} \right] \quad (10)$$

for an informed entrepreneur. This yields

$$y_{jt} = y(A_t, s_{jt}) = \left( 1 - \frac{1}{\theta} \right)^\theta (P_t A_t)^\theta Y_t \left[ \mathbb{E}(\epsilon_{jt}^{\frac{1}{\theta}} | s_{jt}) \right]^\theta, \quad (11)$$

where  $\left[ \mathbb{E}(\epsilon_{jt}^{\frac{1}{\theta}} | s_{jt}) \right]^\theta = \exp \left[ \frac{\tau_e}{\tau_\epsilon + \tau_e} s_{jt} + \frac{1}{2} \frac{1-\theta}{\theta} \frac{1}{\tau_\epsilon + \tau_e} \right]$ . Similarly, we obtain the production for an uninformed entrepreneur:

$$\tilde{y}_{jt} = \tilde{y}(A_t) = \left( 1 - \frac{1}{\theta} \right)^\theta (P_t A_t)^\theta Y_t \left[ \mathbb{E}(\epsilon_{jt}^{\frac{1}{\theta}}) \right]^\theta, \quad (12)$$

where  $\left[ \mathbb{E}(\epsilon_{jt}^{\frac{1}{\theta}}) \right]^\theta = \exp \left( \frac{1}{2} \frac{1-\theta}{\theta} \frac{1}{\tau_\epsilon} \right)$ . Since a  $\lambda_t$  fraction of firms produce according to (11) and  $1 - \lambda_t$  of them produce according to (12), the aggregate production defined in equation (4) becomes

$$Y_t = \left( 1 - \frac{1}{\theta} \right)^\theta (P_t A_t)^\theta Y_t \left[ \int_0^{\lambda_t} \epsilon_{jt}^{\frac{1}{\theta}} \left( \mathbb{E} \left[ \epsilon_{jt}^{\frac{1}{\theta}} | s_{jt} \right] \right)^{\theta-1} dj + \int_{\lambda_t}^1 \epsilon_{jt}^{\frac{1}{\theta}} \left( \mathbb{E} \left[ \epsilon_{jt}^{\frac{1}{\theta}} \right] \right)^{\theta-1} dj \right]^{\frac{\theta}{\theta-1}}. \quad (13)$$

The labor demand is simply given by  $n_{jt} = y_{jt}/A_t$ . Hence labor market clearing gives

$$N_t = \frac{1}{A_t} \left(1 - \frac{1}{\theta}\right)^\theta (P_t A_t)^\theta Y_t \left[ \int_0^{\lambda_t} \left( \mathbb{E} \left[ \epsilon_{jt}^{\frac{1}{\theta}} | s_{jt} \right] \right)^\theta dj + \int_{\lambda_t}^1 \left( \mathbb{E} \left[ \epsilon_{jt}^{\frac{1}{\theta}} \right] \right)^\theta dj \right]. \quad (14)$$

Exploiting the law of iterated expectations (see the proof of Proposition 1 in Appendix A), (13) can be transformed into

$$\frac{1}{P_t} = \left(1 - \frac{1}{\theta}\right) (A_t z_t) \quad (15)$$

while (13) and (14) together yield

$$Y_t = N_t (A_t z_t), \quad (16)$$

where  $z_t = z(\lambda_t)$  is the *endogenous* TFP given by

$$z(\lambda_t) = \left[ \lambda_t \bar{z}^{\theta-1} + (1 - \lambda_t) \underline{z}^{\theta-1} \right]^{\frac{1}{\theta-1}} \quad (17)$$

with  $\bar{z} \equiv \exp\left(-\frac{1}{2} \frac{1}{\theta} \frac{1}{\tau_\epsilon + \tau_e}\right)$  and  $\underline{z} \equiv \exp\left(-\frac{1}{2} \frac{1}{\theta} \frac{1}{\tau_\epsilon}\right)$ . It is easy to see that  $z'(\lambda_t) > 0$ , and  $z(\lambda_t = 1) = \bar{z}$  and  $z(\lambda_t = 0) = \underline{z}$ . That is, if more firms acquire information, the aggregate production becomes more efficient. In fact, efficient allocation requires more resources to be allocated to firms with higher realized  $\epsilon_{jt}$ , that is, efficient production should be contingent on realized  $\epsilon_{jt}$ . So, more precise information about  $\epsilon_{jt}$  achieved through information acquisition helps improve allocative efficiency.

Equations (15) and (16) are intuitive. (16) implies that despite heterogeneity among firms originating in idiosyncratic demand shocks, our economy works as if there existed a representative firm with productivity  $A_t z(\lambda_t)$ . (15) means that the real wage,  $\frac{1}{P_t}$ , is proportional to labor productivity  $A_t z(\lambda_t)$ , where the proportion  $1 - \frac{1}{\theta}$  is the share of labor cost in aggregate GDP (i.e., the average profit-to-revenue ratio in the economy is  $\frac{1}{\theta}$ ).

In equilibrium, (3) becomes  $P_t = \frac{1}{\psi} Y_t^{-\gamma}$ , which together with (15) yields aggregate output as a function of  $\lambda_t$  and  $A_t$ :

$$Y_t = \left(1 - \frac{1}{\theta}\right)^{\frac{1}{\gamma}} \left(\frac{A_t z(\lambda_t)}{\psi}\right)^{\frac{1}{\gamma}}. \quad (18)$$

This implies that the aggregate production increases with  $\lambda_t$ .

**Equilibrium  $\lambda_t$  under Information Acquisition** We now turn to firms' information acquisition problem to derive another relationship between  $\lambda_t$  and  $Y_t$ . Exploiting the law of iterated expectations (see the proof of Proposition 1 in Appendix A), we obtain the ex ante expected profit for an informed entrepreneur,

$$\pi_t^I = \frac{1}{\theta - 1} \frac{1}{A_t} Y_t z_t^{-\theta} \bar{z}^{\theta-1},$$

and the expected profit for an uninformed entrepreneur,

$$\pi_t^U = \frac{1}{\theta - 1} \frac{1}{A_t} Y_t z_t^{-\theta} \underline{z}^{\theta-1}.$$

In fact, by using (15), the following relationship holds:

$$\frac{1}{\theta} = \frac{\lambda_t \pi_t^I + (1 - \lambda_t) \pi_t^U}{Y_t P_t};$$

namely, the average profit-to-revenue ratio in the economy is  $\frac{1}{\theta}$ . It is easy to see that  $\pi_t^I > \pi_t^U$ . So informed entrepreneurs always enjoy a higher expected profit. In other words, information is valuable to firms. However, acquiring information is costly. If  $\lambda_t \in (0, 1)$ , (9) implies

$$\pi_t^I - \pi_t^U = \frac{1}{\theta - 1} \frac{1}{A_t} Y_t z_t^{-\theta} \left( \bar{z}^{\theta-1} - \underline{z}^{\theta-1} \right) = m \quad (19)$$

in equilibrium. Substituting  $A_t = \frac{\theta}{\theta-1} \frac{\psi Y_t^\gamma}{z_t}$  from (18) into (19), we obtain the second equilibrium relationship between  $Y_t$  and  $\lambda_t$ :

$$\frac{1}{\theta} (z(\lambda_t))^{1-\theta} Y_t^{1-\gamma} \left( \bar{z}^{\theta-1} - \underline{z}^{\theta-1} \right) = \psi m. \quad (20)$$

Under  $\gamma < 1$ , equation (20) defines  $\lambda_t$  as an increasing function of  $Y_t$ . The LHS of equation (20) is the benefit of acquiring information in *utility* units, and the RHS is the utility loss from foregoing leisure. When  $Y_t$  increases, the benefit increases (under  $\gamma < 1$ ), leading to stronger incentives to acquire information. Oppositely, under  $\gamma > 1$ , (20) defines  $\lambda_t$  as a decreasing function of  $Y_t$ .

Put slightly differently, we can rewrite (20) as

$$\frac{1}{\theta} Y_t (z(\lambda_t))^{1-\theta} \left( \bar{z}^{\theta-1} - \underline{z}^{\theta-1} \right) = \frac{m}{\frac{1}{\psi} Y_t^{-\gamma}}. \quad (21)$$

The LHS of (21) is the benefit of information acquisition in *consumption* units, and the RHS is the cost in terms of real wage (by noting  $P_t = \frac{1}{\psi} Y_t^{-\gamma}$ ). Under  $\gamma < 1$ , the real wage does not increase as fast as aggregate output  $Y_t$  does. Hence, when  $Y_t$  goes up, the increase in benefit outruns the increase in cost, so an individual entrepreneur has incentives to switch from being uninformed to being informed by paying the cost. As  $\lambda_t$  goes up, the equilibrium (equation (21)) will be eventually restored. Under  $\gamma > 1$ , the opposite applies.

**Full Equilibrium** Equations (18) and (20) jointly determine  $Y_t$  and  $\lambda_t$ . Substituting the expression of  $Y_t$  in (18) into the LHS of (20) yields

$$\frac{1}{\theta} \left[ \left( 1 - \frac{1}{\theta} \right) \frac{1}{\psi} \right]^{\frac{1-\gamma}{\gamma}} A_t^{\frac{1-\gamma}{\gamma}} (z(\lambda_t))^{\frac{1-\theta\gamma}{\gamma}} \left( \bar{z}^{\theta-1} - \underline{z}^{\theta-1} \right) = \psi m. \quad (22)$$

When  $\theta\gamma > 1$ , holding  $A_t$  constant, the LHS of (22) is decreasing in  $\lambda_t$ ; that is, when more other firms acquire information, the benefit of information acquisition for a particular individual firm is decreasing. In other words, when  $\gamma \in (\frac{1}{\theta}, \infty)$ , information acquisition of intermediate goods firms exhibits strategic substitutability; when  $\gamma \in (0, \frac{1}{\theta})$ , it exhibits strategic complementarity. Lemma 1 follows.

**Lemma 1** *Strategic complementarity (substitutability) in information acquisition coincides with strategic complementarity (substitutability) in production.*

Holding the exogenous TFP  $A_t$  constant, by (11) together with (3),  $y_{jt}$  is decreasing in  $Y_t$  iff  $\theta\gamma > 1$ . In fact, from (5) and (3) together with (11), an increase in aggregate output  $Y_t$  has two opposite effects on a particular individual firm in production: the demand curve shifts upward and the production cost (in terms of real wage) also goes up due to the general equilibrium effect. Under  $1 - \theta\gamma > 0$ , the first effect is stronger than the second effect, so production of intermediate goods firms exhibits strategic complementarity. We will show that when information acquisition exhibits strategic complementarity (i.e.,  $\gamma \in (0, \frac{1}{\theta})$ ), equilibrium multiplicity can arise.

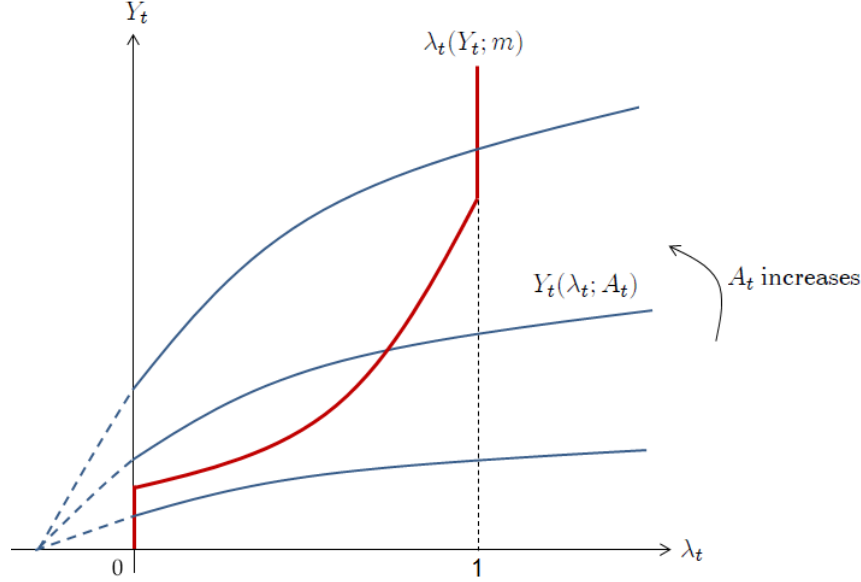
Based on the above analysis, we can partition  $\gamma$  into three regions:  $\gamma \in (0, \frac{1}{\theta})$ ,  $\gamma \in (\frac{1}{\theta}, 1)$ , and  $\gamma \in (1, \infty)$ . We discuss these three cases of  $\gamma$  in order.

i) Case of  $\gamma \in (\frac{1}{\theta}, 1)$

We mainly focus on this case because of the empirical relevance of the parameters.<sup>12</sup> In this case, equation (20) defines  $\lambda_t$  as an increasing function of  $Y_t$  and information acquisition exhibits strategic substitutability. Figure 1 gives a diagrammatic analysis of the full equilibrium for this case.

---

<sup>12</sup>In our model, the real wage is given by  $W_t = \psi Y_t^\gamma$ . So  $\gamma$  measures the elasticity of the real wage to output changes. This equation also implies that  $\gamma$  is the ratio of the volatility of the real wage (in log) to the volatility of output (in log). The US data show that  $\gamma$  is below 1. For example, Stock and Watson (1999) report that the volatilities of output and the real wage are 1.66 and 0.64, respectively, which implies  $\gamma = 0.39$ . Kydland (1995) and Cheron and Langot (2004) have similar findings. Also, the observed procyclical movement in labor requires  $\gamma < 1$  in our model without capital. The new Keynesian models routinely assume that  $\gamma < 1$ , so there are strategic complementarities in price setting by firms that generate a persistent real effect of monetary shocks (see the related lengthy discussion in the book of Woodford (2003)).



**Figure 1:** Equilibrium with Endogenous Information Acquisition for the Case of  $\gamma \in (\frac{1}{\theta}, 1)$

In Figure 1,  $Y_t(\lambda_t; A_t)$  is given by equation (18) while  $\lambda_t(Y_t; m)$  is given by (20).<sup>13</sup> The vertical lines of  $\lambda_t = 0$  and  $\lambda_t = 1$  correspond to corner solutions in (9). When output  $Y_t$  is below a threshold, no entrepreneurs will acquire information. In other words,  $\lambda_t(Y_t; m)$  becomes a vertical line at  $\lambda_t = 0$ . Likewise, if output  $Y_t$  is very large, all entrepreneur acquires information, in which case  $\lambda_t(Y_t; m)$  becomes a vertical line again at  $\lambda_t = 1$ . When output is in an intermediate range, an increase in output enhances the incentive to acquire information (under  $\gamma < 1$ ), so  $\lambda_t(Y_t; m)$  is upward sloping. By (18),  $Y_t(\lambda_t; A_t)$  is also upward sloping. With the help of this graph, it is easy to see how the equilibrium, corresponding to the intersection between two curves, evolves as  $A_t$  changes. Note that under  $\gamma > \frac{1}{\theta}$  (strategic substitutability in information acquisition), the slope of the curve given by (18) is smaller than that given by (20) at their interior intersection (i.e.,  $\frac{1}{\theta-1} \frac{1}{\gamma} < \frac{1}{1-\gamma}$ ), so the equilibrium is always unique. When  $A_t$  increases, the unique equilibrium shifts toward the upper-right corner, which means that both  $Y_t$  and  $\lambda_t$  increase (weakly).

To obtain a complete characterization of  $Y_t$  and  $\lambda_t$ , we first calculate the endogenous TFP  $z_t$  by solving equation (22) *with considering corner solutions in (9)*. Then, we can calculate  $Y_t$  and  $\lambda_t$ . See the complete characterizations in Appendix A.<sup>14</sup> Once we have  $\lambda_t$  and  $Y_t$ , it is straightforward

<sup>13</sup>Concretely, the function given by (18) can be written as  $Y_t = c_0 \cdot A_t^{\frac{1}{\gamma}} (c_1 + c_2 \lambda_t)^{\frac{1}{\theta-1} \frac{1}{\gamma}}$ , while the function given by (20) is  $Y_t = c_3 \cdot (c_1 + c_2 \lambda_t)^{\frac{1}{1-\gamma}}$ , where  $c_0 = (1 - \frac{1}{\theta})^{\frac{1}{\gamma}} (\frac{1}{\psi})^{\frac{1}{\gamma}}$ ,  $c_1 = \underline{z}^{\theta-1}$ ,  $c_2 = \bar{z}^{\theta-1} - \underline{z}^{\theta-1}$  and  $c_3 = (\frac{\theta \psi m}{\bar{z}^{\theta-1} - \underline{z}^{\theta-1}})^{\frac{1}{1-\gamma}}$ .

<sup>14</sup>For the special case of  $\gamma = \frac{1}{\theta}$ , there is a continuum of equilibria (corresponding to  $\lambda_t \in [0, 1]$  together with (18)) when  $A_t$  is such that  $c_0 \cdot A_t^{\frac{1}{\gamma}} = c_3$ ; there is a unique equilibrium (corresponding to  $\lambda_t = 1$ ) when  $A_t$  is higher, and there is a unique equilibrium (corresponding to  $\lambda_t = 0$ ) when  $A_t$  is lower. For the special case of  $\gamma = 1$ , there is a unique equilibrium determined by equations (18) and (20);  $\lambda_t(Y_t; m)$  becomes a vertical line in Figure 1.

to obtain the rest of the variables. Based on (16) and (18), we have the aggregate labor:

$$N_t = \left(1 - \frac{1}{\theta}\right) \left(\frac{1}{\psi}\right) Y_t^{1-\gamma}. \quad (23)$$

We apply equation (15) to obtain the aggregate price  $P_t$ , equations (11) and (12) to obtain firms' production  $y_{jt}$ , and equation (5) to obtain price  $p_{jt}$ . Proposition 1 summarizes the equilibrium.

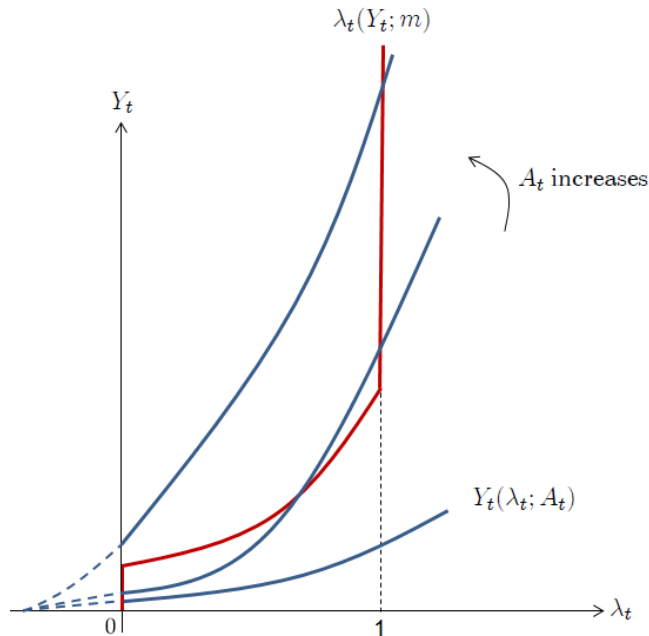
**Proposition 1** *If  $\gamma \in (\frac{1}{\theta}, 1)$ , the equilibrium with endogenous information acquisition is unique;  $\log Y_t(A_t; m)$  is continuous and increasing in  $A_t$ , and  $\lambda_t(A_t; m)$  is continuous and increasing in  $A_t$ .*

**Proof.** See Appendix A. ■

Under endogenous information acquisition, there is an amplification effect, as shown in Figure A-1 in the appendix. An initial higher TFP shock increases aggregate output, and a higher aggregate output increases incentives for firms to acquire information, which increases aggregate output further (through the endogenous TFP  $z(\lambda_t)$ ), and so on. That is, there is an upward spiral (multiplier effect).

ii) Case of  $\gamma \in (0, \frac{1}{\theta})$

In this case, information acquisition exhibits strategic complementarity and multiple equilibria are possible. Figure 2 presents the equilibrium.



**Figure 2:** Equilibrium with Endogenous Information Acquisition for the Case of  $\gamma \in (0, \frac{1}{\theta})$

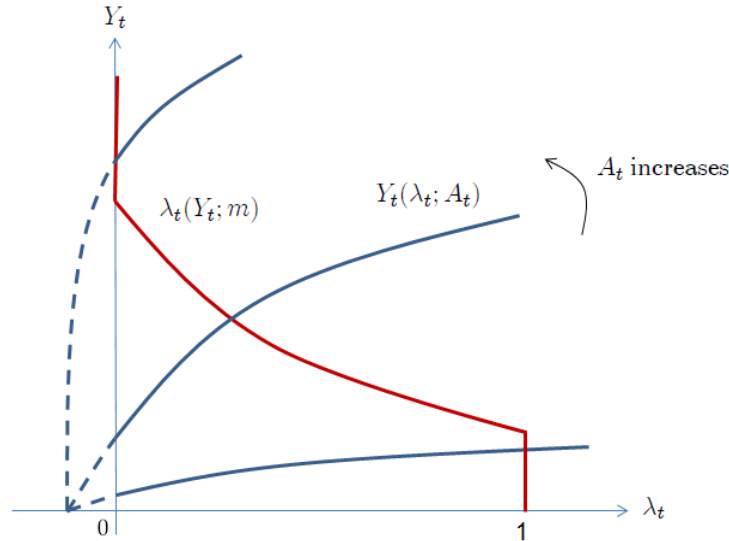
In Figure 2, when  $A_t$  is sufficiently high or sufficiently low, there is a unique equilibrium (corresponding to the corner solution in (9)). When  $A_t$  is in the intermediate range, there are multiple

(three) equilibria, corresponding to  $\lambda_t = 0$ ,  $\lambda_t = 1$  and the interior solution of  $\lambda_t$  to equation (22).<sup>15</sup> Note that under  $\gamma < \frac{1}{\theta}$  (strategic complementarity in information acquisition), the slope of the curve given by (18) is greater than that given by (20) at their interior intersection (i.e.,  $\frac{1}{\theta-1} \frac{1}{\gamma} > \frac{1}{1-\gamma}$ ). We provide the concrete characterization of  $Y_t$  and  $\lambda_t$  in the appendix (see the proof of Proposition 1).

We also prove that in the case of multiple (three) equilibria, the equilibrium of  $\lambda_t = 1$  is the most efficient and the equilibrium of  $\lambda_t = 0$  is the least efficient. In the least efficient equilibrium, firms acquire less information and face higher uncertainty, and the aggregate output is lower.

iii) Case of  $\gamma \in (1, \infty)$

For completeness, we also consider the case of  $\gamma \in (1, \infty)$ . In this case, information acquisition exhibits strategic substitutability and the equilibrium is always unique. Nevertheless, equation (20) defines  $\lambda_t$  as a decreasing function of  $Y_t$ . Figure 3 presents the equilibrium in this case. It is clear from the figure that an increase in  $A_t$  will lead to less information acquisition (i.e., a lower  $\lambda_t$ ) in equilibrium; see Benhabib, Liu and Wang (2015) for further details.



**Figure 3:** Equilibrium with Endogenous Information Acquisition for the Case of  $\gamma \in (1, \infty)$

Before closing this subsection, we would like to point out that shocks on  $\psi$  have effects similar to shocks on  $A_t$  (under even less restrictive parameter values). In fact, we can verify that as long as  $\gamma > \frac{1}{\theta}$ , there is a unique equilibrium, in which both  $Y_t$  and  $\lambda_t$  are decreasing in  $\psi$ ; there are multiple (three) equilibria under  $\gamma < \frac{1}{\theta}$ .

<sup>15</sup>The middle equilibrium, corresponding to the interior solution of  $\lambda_t$ , is unstable to small deviations from this equilibrium.



### 2.3 Implications for Idiosyncratic Uncertainty and Firm-level Dispersion

Having obtained the equilibrium  $Y_t$  and  $\lambda_t$ , we now discuss the implications of the baseline model.

**Idiosyncratic Uncertainty** In equilibrium, the residual idiosyncratic uncertainty (forecast error) faced by an informed firm is

$$SD(\varepsilon_{jt}|s_{jt}) = \sqrt{\frac{1}{\tau_e + \tau_\varepsilon}}$$

which is lower than  $\sqrt{\frac{1}{\tau_\varepsilon}}$ , the residual idiosyncratic uncertainty faced by an uninformed firm. Considering that a higher  $\lambda_t$  is accompanied by a higher  $Y_t$  in equilibrium, Corollary 1 follows immediately.

**Corollary 1** *In the economy of the baseline model, information acquisition is endogenously procyclical and the residual idiosyncratic uncertainty faced by firms is countercyclical (under  $\gamma \in (\frac{1}{\theta}, 1)$ ).*

Corollary 1 is a key result of our paper. It highlights that information acquisition in our model is endogenous and procyclical, which has implications for countercyclical uncertainty faced by firms.

**Firm-level Dispersion** The empirical literature often uses firm-level dispersion as a proxy for economic uncertainty. We examine two measures of firm-level dispersion. First, we calculate the standard deviation of production (in log) at the firm level for a given  $A_t$  and  $m$ . As  $\log y_{jt} = \log n_{jt} + \log A_t$ , employment at the firm level has the same standard deviation as production. We obtain

$$SD(\log y_{jt}|A_t) = \begin{cases} 0 & \text{if } \log A_t < \log \underline{A} \\ \left[ \lambda_t \left( \frac{\tau_e}{\tau_e + \tau_\varepsilon} \frac{1}{\tau_\varepsilon} \right) + \frac{\lambda_t - \lambda_t^2}{4\theta^2} \frac{1}{\tau_\varepsilon} \left( \frac{\tau_e}{\tau_e + \tau_\varepsilon} \right)^2 \right]^{\frac{1}{2}} \sigma_\varepsilon & \text{if } \log \underline{A} \leq \log A_t \leq \log \bar{A} \\ \left( \frac{\tau_e}{\tau_e + \tau_\varepsilon} \right)^{\frac{1}{2}} \sigma_\varepsilon & \text{if } \log A_t > \log \bar{A} \end{cases}, \quad (24)$$

where we calculate volatility as  $SD(x) = \sqrt{\mathbb{E}^2(x) - [\mathbb{E}(x)]^2}$ . The second line in (24) is increasing in  $\lambda_t \in [0, 1]$  under parameter condition  $\frac{\tau_e}{\tau_e + \tau_\varepsilon} \frac{1}{\tau_\varepsilon} \leq 4\theta^2$ .<sup>16</sup>

Second, we calculate the standard deviation of revenue-based TFP (or productivity) in log at the firm level, defined as  $SD(\log[(y_{jt}p_{jt})/n_{jt}])$ . As  $\log y_{jt} = \log n_{jt} + \log A_t$ , the standard deviation

<sup>16</sup>The requirement of a parameter condition is due to the *mixed* distribution of  $\log y_{jt}$  in our baseline model: a fraction  $1 - \lambda_t$  of firms form a mass-point for the distribution of production, while the remaining fraction  $\lambda_t$  is non-atomic.

of  $\log p_{jt}$  at the firm level is the same as that of  $\log [(y_{jt}p_{jt})/n_{jt}]$ . We obtain

$$SD(\log [(y_{jt}p_{jt})/n_{jt}] | A_t) = \begin{cases} \frac{1}{\theta} \sigma_\varepsilon & \text{if } \log A_t < \log \underline{A} \\ \left\{ \begin{array}{l} \lambda_t \left(\frac{1}{\theta}\right)^2 \left(\frac{1}{\tau_\varepsilon + \tau_e}\right) + (1 - \lambda_t) \left(\frac{1}{\theta}\right)^2 \frac{1}{\tau_\varepsilon} \\ + \lambda_t (1 - \lambda_t) \left[ \frac{1}{2\theta^2} \frac{1}{\tau_\varepsilon + \tau_e} - \frac{1}{2\theta^2} \frac{1}{\tau_\varepsilon} \right]^2 \end{array} \right\}^{\frac{1}{2}} & \text{if } \log \underline{A} \leq \log A_t \leq \log \bar{A} \\ \frac{1}{\theta} \left(\frac{1}{\tau_\varepsilon + \tau_e}\right)^{\frac{1}{2}} & \text{if } \log A_t > \log \bar{A} \end{cases} . \quad (25)$$

The second line in (25) is decreasing in  $\lambda_t \in [0, 1]$  under parameter condition  $\frac{\tau_e}{\tau_\varepsilon + \tau_e} \frac{1}{\tau_\varepsilon} \leq 4\theta^2$ .

**Corollary 2** *Suppose  $\frac{\tau_e}{\tau_\varepsilon + \tau_e} \frac{1}{\tau_\varepsilon} \leq 4\theta^2$ . In the economy of the baseline model, the firm-level dispersion in production or employment is procyclical, while the firm-level dispersion in productivity or sale price is countercyclical (under  $\gamma \in (\frac{1}{\theta}, 1)$ ).*

**Proof.** See Appendix A. ■

The intuition behind Corollary 2 is the following. In a boom with a higher aggregate output, a larger fraction of firms acquire information and thus their production is more responsive to their true demand shocks, which leads to a higher dispersion of production and a lower dispersion of productivity across firms. We can verify that the dispersion of sales across firms is procyclical. Note that more precise information about idiosyncratic shocks  $\epsilon_{jt}$  leads to firms' sale prices being more similar; in the extreme case where firms have perfect information about idiosyncratic shocks (i.e.,  $\tau_e = \infty$ ), for example, their sale prices would be the same (i.e., they would achieve the same optimal markup).

Corollaries 1 and 2 together might give a theoretical clarification for two concepts: economic uncertainty faced by the firms and firm-level dispersion as a measure of uncertainty. In our model, firms face a decrease in economic uncertainty in a boom, which is also the case in the recent work of Fajgelbaum, Schaal and Taschereau-Dumouchel (2014) and Straub and Ulbricht (2015). However, the uncertainty measured by firm-level dispersion (in production) can increase in a boom. In other words, firm-level dispersion as a proxy for uncertainty does not necessarily covary with uncertainty.<sup>17</sup>

## 2.4 Implications for Total Factor Productivity (TFP)

We now study the implications of our model for aggregate TFP. Since the endogenous TFP  $z(\lambda_t)$  in equation (17) increases in  $\lambda_t$ , we have the following corollary.

---

<sup>17</sup>We owe this point to a referee.

**Corollary 3** *Under  $\gamma \in (\frac{1}{\theta}, 1)$ , the measured endogenous total factor productivity (TFP) is procyclical.*

Recent studies by Restuccia and Rogerson (2008) have suggested that misallocation of resources across firms can have important effects on aggregate TFP. Hsieh and Klenow (2008) estimate that misallocation leads to a manufacturing TFP loss of 30-50% in China and 40-60% in India. Inspired by these studies, a growing literature has attributed resource reallocation to be an important determinant of TFP. Nevertheless, the literature has pointed to various reasons for resource misallocation, such as borrowing constraints, political influences, trade barriers, and so on.

Corollary 3 indicates that information frictions could be another important source of resource (mis)allocation. Due to ex ante demand uncertainty, ex post resource allocation is not efficient, in the sense that the ex post marginal product of labor is not equalized across firms. More information causes labor to be allocated toward firms with a higher marginal product of labor, resulting in a higher measured TFP. As information acquisition is procyclical, measured TFP is also procyclical. Interestingly, David, Hoppenhayn and Venkateswaran (2015) show that uncertainty in idiosyncratic demand shocks can generate a very significant TFP loss (i.e., ranging from 7 to 10% for China and India). This provides evidence for the key mechanism in our model, that uncertainty-induced reallocation is an important source of endogenous productivity fluctuations.

The procyclicality of TFP is a well-documented fact (see, e.g., Rotemberg and Summers (1990), Basu and Fernald (2001)) but it also poses a long-standing difficulty to business cycle theories based on demand shocks. One traditional explanation is cyclical capital utilization (e.g., Burnside, Eichenbaum and Rebelo (1995), Bai, Rios-Rull and Storesletten (2012)): firms use resources more intensively in booms, so the measured TFP increases. The information acquisition mechanism in our model provides an alternative explanation.<sup>18</sup> Basu and Fernald (2001) find that in booms productive factors are reallocated from firms low in social marginal productivity to firms high in social marginal productivity, as our model suggests.

---

<sup>18</sup>Our model implies that the aggregate markup is  $\frac{\theta-1}{\theta}$ , a constant, and so is the measured labor wedge. The latter does not square well with the data. This limitation of our model in this respect is due to the well-known constant price elasticity of the Dixit-Stiglitz aggregator. Many papers have shown that borrowing constraints in terms of working capital can generate countercyclical markups (e.g., Jermann and Quadrini (2012), Benhabib and Wang (2013)). In the earlier version of our paper (Benhabib, Liu and Wang (2015)), we introduced a working capital constraint

$$W_t n_{jt} \leq \zeta_t E_t [p_{jt} y_{jt} | s_{jt}],$$

similar to that in Benhabib and Wang (2013). In that case, shocks to  $\zeta_t$  generate countercyclical markups and hence countercyclical measured aggregate labor wedges. Moreover, it is also possible to generate countercyclical labor wedges if households face uncertainty and acquire information on  $\psi$  (consumption risk). The study of labor wedges is known to be important for understanding labor fluctuations (see Shimer (2009) for a review). But this study is not the focus of our paper and we leave it to future research.

## 2.5 Welfare Implications

We study the welfare implications of our baseline model. Total social welfare is measured by

$$U(C_t) - \psi N_t - \psi m \lambda_t \quad (26)$$

where  $U(C_t) = \frac{C_t^{1-\gamma}}{1-\gamma}$ ,  $C_t = Y_t$ , and  $Y_t$  and  $N_t$  are both functions of  $\lambda_t$  given by (18) and (23), respectively. The optimal  $\lambda_t$  for the social planner under the constrained second-best equilibrium is given by the first-order condition of (26):

$$\frac{dU(Y_t)}{dY_t} \frac{dY_t}{d\lambda_t} - \psi \frac{dN_t}{d\lambda_t} = \psi m. \quad (27)$$

Applying (18) we have

$$\begin{aligned} \frac{dU(Y_t)}{dY_t} \frac{dY_t}{d\lambda_t} &= Y_t^{-\gamma} \frac{dY_t}{dz_t} \frac{dz_t}{d\lambda_t} \\ &= Y_t^{-\gamma} \times \underbrace{\frac{1}{\gamma} \frac{Y_t}{z_t}}_{\frac{dY_t}{dz_t}} \times \underbrace{\frac{1}{\theta-1} z_t^{2-\theta} (\bar{z}^{\theta-1} - \underline{z}^{\theta-1})}_{\frac{dz_t}{d\lambda_t}} \\ &= \underbrace{Y_t^{-\gamma}}_{\frac{dU(Y_t)}{dY_t}} \times \underbrace{\frac{1}{\theta-1} \frac{1}{\gamma} Y_t z_t^{1-\theta} (\bar{z}^{\theta-1} - \underline{z}^{\theta-1})}_{\frac{dY_t}{d\lambda_t}} \end{aligned}$$

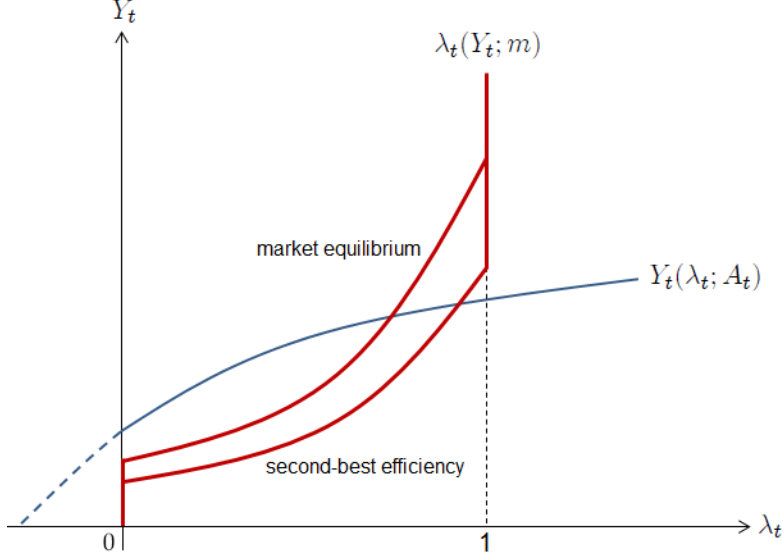
and applying (23) we have

$$\psi \frac{dN_t}{d\lambda_t} = \underbrace{\left(1 - \frac{1}{\theta}\right) (1-\gamma) Y_t^{-\gamma}}_{\psi \frac{dN_t}{dY_t}} \times \underbrace{\frac{1}{\theta-1} \frac{1}{\gamma} Y_t z_t^{1-\theta} (\bar{z}^{\theta-1} - \underline{z}^{\theta-1})}_{\frac{dY_t}{d\lambda_t}}.$$

So we can write (27) as

$$\left[ \frac{1}{(\theta-1)\gamma} + \frac{\gamma-1}{\gamma} \frac{1}{\theta} \right] z_t^{1-\theta} Y_t^{1-\gamma} (\bar{z}^{\theta-1} - \underline{z}^{\theta-1}) = m\psi. \quad (28)$$

Equations (18) and (28) jointly give the constrained second-best equilibrium, noting that (28) parallels (20). Figure 4 depicts the constrained second-best equilibrium versus the market equilibrium. The  $Y_t(\lambda_t; A_t)$  curve, given by (18), is the same for both equilibria. However, since  $\frac{1}{(\theta-1)\gamma} + \frac{\gamma-1}{\gamma} \frac{1}{\theta} > \frac{1}{\theta}$ , the  $\lambda_t(Y_t, m)$  curve in the constrained second-best equilibrium is always on the right of its market equilibrium counterpart.



**Figure 4:** Market Equilibrium versus Constrained Second-best Equilibrium

**Proposition 2** *The equilibrium  $\lambda_t$  is lower in the competitive equilibrium than under the second best (when  $\theta\gamma - 1 > 0$ ). That is, too few individual firms acquire information in the competitive equilibrium.*

**Proof.** See Appendix A. ■

The intuition behind Proposition 2 is as follows. When an individual firm acquires information, it has two externalities: to other firms' profit and to the consumer surplus. Actually we can decompose and quantify these two externalities. Concretely, the social welfare can be decomposed into

$$\begin{aligned}
& \frac{C_t^{1-\gamma}}{1-\gamma} - \psi N_t - \psi(m\lambda_t) \\
= & \underbrace{\left( \frac{C_t^{1-\gamma}}{1-\gamma} - \psi P_t Y_t \right)}_{\text{Consumer surplus}} + \underbrace{\psi (P_t Y_t - N_t)}_{\text{Aggregate firm profits}} - \underbrace{\psi(m\lambda_t)}_{\text{Information acquisition costs}} \\
= & \left( \frac{\gamma}{1-\gamma} (Y_t(\lambda_t))^{1-\gamma} \right) + \psi \Pi_t(Y_t(\lambda_t), \lambda_t) - \psi(m\lambda_t),
\end{aligned}$$

where  $\Pi_t(Y_t, \lambda_t) = \frac{1}{\theta-1} \left(1 - \frac{1}{\theta}\right) \frac{1}{\psi} \left(\frac{A_t}{\psi}\right)^{\theta-1} Y_t^{1-\theta\gamma} (z(\lambda_t))^{\theta-1}$ . The third line above is obtained by applying  $P_t = \frac{1}{\psi Y_t^\gamma}$  in (3) and  $\Pi_t(Y_t, \lambda_t) = \lambda_t \pi_t^I + (1 - \lambda_t) \pi_t^U$ . An individual firm's optimal information acquisition problem is given by the first-order condition, taking  $Y_t$  as given:

$$\underbrace{\psi \frac{\partial \Pi_t(Y_t, \lambda_t)}{\partial \lambda_t}}_{\text{Private value}} = \psi (\pi_t^I - \pi_t^U) = \psi m.$$

In maximizing the social welfare, the social planner takes  $Y_t$  as endogenous and thus his first-order condition is

$$\underbrace{\frac{\partial \left( \frac{\gamma}{1-\gamma} Y_t^{1-\gamma} \right)}{\partial Y_t} \frac{dY_t}{d\lambda_t}}_{\text{Externality to consumer surplus}} + \underbrace{\psi \frac{\partial \Pi_t(Y_t, \lambda_t)}{\partial Y_t} \frac{dY_t}{d\lambda_t}}_{\text{Externality to other firms' profit}} + \underbrace{\psi \frac{\partial \Pi_t(Y_t, \lambda_t)}{\partial \lambda_t}}_{\text{Private value}} = \psi m.$$

$> 0$   $< 0$

(29)

The overall effect is that the positive externality to consumer surplus exceeds the negative externality to other firms' profit, so too few individual firms acquire information in the competitive equilibrium compared with the second best. In fact, we can calculate the sum of the first two terms in (29):

$$\frac{\partial \left( \frac{\gamma}{1-\gamma} Y_t^{1-\gamma} \right)}{\partial Y_t} \frac{dY_t}{d\lambda_t} + \psi \frac{\partial \Pi_t(Y_t, \lambda_t)}{\partial Y_t} \frac{dY_t}{d\lambda_t} = \frac{1}{\theta} Y_t^{-\gamma} \frac{dY_t}{d\lambda_t} > 0,$$

by noting that  $\frac{dY_t}{d\lambda_t} > 0$ .

### 3 Idiosyncratic Uncertainty and Aggregate Volatility

In this section, we conduct a simple extension of the baseline model to show that under the mechanism of endogenous information acquisition, countercyclical idiosyncratic uncertainty also manifests as countercyclical aggregate volatility. To do so, we necessarily need to introduce an aggregate (common) shock. We consider the aggregate sentiment shock in the spirit of Angeletos and La'O (2013a). The aggregate sentiment shock is a non-fundamental shock. We show that in a boom due to a positive TFP shock firms optimally choose to acquire more information, so they are less responsive to the non-fundamental sentiment shock, leading to a decrease in the volatility of aggregate output.

**Information Structure and Information Acquisition** Each entrepreneur receives two signals:  $x_{jt}$  and  $s_{jt}$ . First, following Angeletos and La'O (2013a), an entrepreneur receives a sentiment-related “public” signal:

$$x_{jt} = \varepsilon_{jt} + \Delta_t, \quad \text{where } \Delta_t \sim \mathcal{N}(0, \sigma_\Delta^2),$$

(30)

where the noise term,  $\Delta_t$ , is the economy-wide common sentiment shock about *aggregate demand* (denote  $\tau_\Delta = 1/\sigma_\Delta^2$ ). Second, as in the baseline model,  $s_{jt}$  is a “private” signal about the idiosyncratic demand shock, i.e.,

$$s_{jt} = \varepsilon_{jt} + e_{jt}, \quad \text{where } e_{jt} \sim \mathcal{N}(0, \sigma_e^2).$$

(31)

As in the baseline model, we consider discrete information acquisition; that is, if entrepreneur  $j$  spends  $m$  working hours acquiring information, the precision of his private signal  $s_{jt}$  would improve.

**Timeline** In the presence of aggregate shock  $\Delta_t$  (which is imperfect information for entrepreneurs), the aggregate output  $Y_t$  and hence the aggregate price  $P_t$  are not deterministic. So when making decisions, entrepreneurs have to form expectations about  $Y_t$  (or  $\Delta_t$ ). The timing of events in this extended model is as follows:

1. At the beginning of each period,  $A_t$  and  $\Delta_t$  are realized. The representative household has full information regarding  $\Delta_t$ .<sup>19</sup>
2. After observing  $A_t$ , an entrepreneur makes his decision on whether to acquire information or not.
3. Based on signals,  $x_{jt}$  and  $s_{jt}$ , and nominal wage  $W \equiv 1$ , an entrepreneur decides how much labor  $n_{jt}$  to hire in producing his intermediate good. An entrepreneur has to optimally forecast the real wage  $W_t/P_t$  based on  $A_t$  and his signals.
4. Given the production  $y_{jt}$ , price  $p_{jt}$  adjusts to equate demand and supply according to equation (5).<sup>20</sup>
5. Goods markets open. Goods are exchanged at market clearing prices. The final consumption is realized.

### 3.1 Equilibrium with Exogenous Information

Before we turn to the case of endogenous information acquisition, we first analyze the equilibrium under exogenous information. That is, in this subsection we assume precision  $\tau_e = 1/\sigma_e^2$  is exogenously given and symmetric (same) for *all* entrepreneurs.

Since the representative household has perfect information about  $\Delta_t$ , its consumption problem (or labor supply decision) is still given by (3).<sup>21</sup> An entrepreneur's production decision is still given

---

<sup>19</sup>Firms may obtain some information from households on  $\Delta_t$ , for example a second noisy signal on sentiments (see Benhabib, Wang and Wen (2015), section 2.8). However, as long as the signal has some noise, our results would hold. A more formal treatment of this can be in the spirit of the analysis in Benhabib, Wang and Wen (2013) who introduce heterogeneous but correlated sentiments across households, so surveying a subset of households still leaves some sampling noise, assuming of course that surveying the full population of households is too costly or infeasible. For a related setup see also Angeletos, Lorenzoni and Pavan (2010); in their two-stage model, the public information (sentiment) of entrepreneurs in the first stage is not revealed to financial investors in the second stage. Finally, for further discussion of the microfoundations of signals, see section 3.1 of Benhabib, Wang and Wen (2015).

<sup>20</sup>The final goods firm might be informed of  $\{\varepsilon_{jt}\}$  just at this stage, later than entrepreneurs making their production decisions in stage 3. Even if the final goods firm knows  $\{\varepsilon_{jt}\}$  before entrepreneurs do, the information cannot be perfectly revealed to the entrepreneurs. A formal justification, for example, is that there is a continuum of final goods firms who have heterogeneous demand distribution over  $\{\varepsilon_{jt}\}$  and the aggregate demand for any intermediate good  $j$  across these final goods firms is still  $\varepsilon_{jt}$ ; so a sample of final goods firms can only have noisy information about  $\{\varepsilon_{jt}\}$ .

<sup>21</sup>In the presence of aggregate shock  $\Delta_t$ , the real wage depends on  $Y_t$  or  $\Delta_t$  (but not on idiosyncratic shocks  $\{\varepsilon_{jt}\}$ ).

by (10) with the information set now changed to  $\{x_{jt}, s_{jt}\}$ ; that is,

$$y_{jt} = y(A_t, x_{jt}, s_{jt}) = \left(1 - \frac{1}{\theta}\right)^\theta \left(\frac{A_t}{\psi}\right)^\theta \left\{ \mathbb{E}_t \left[ \left( Y_t^{\frac{1}{\theta} - \gamma} \epsilon_{jt}^{\frac{1}{\theta}} \right) | x_{jt}, s_{jt} \right] \right\}^\theta. \quad (32)$$

Note that  $Y_t$  is a function of  $\Delta_t$  and thus an entrepreneur has uncertainty about  $Y_t$  and has to form expectations about it, which is different from the case in the baseline model. The aggregate output is hence given by

$$Y_t = \left[ \int_0^1 \epsilon_{jt}^{\frac{1}{\theta}} y_{jt}^{\frac{\theta-1}{\theta}} dj \right]^{\frac{\theta}{\theta-1}} = \left(1 - \frac{1}{\theta}\right)^\theta \left(\frac{A_t}{\psi}\right)^\theta \left[ \int_0^1 \epsilon_{jt}^{\frac{1}{\theta}} \left( \mathbb{E} \left[ Y_t^{\frac{1}{\theta} - \gamma} \epsilon_{jt}^{\frac{1}{\theta}} | x_{jt}, s_{jt} \right] \right)^{\theta-1} dj \right]^{\frac{\theta}{\theta-1}}. \quad (33)$$

Equations (32) and (33) jointly determine the aggregate and individual equilibrium outputs. Once we have obtained  $Y_t$  and  $y_{jt}$ , we can first use (3) to compute the aggregate price  $P_t$  and then use (5) to compute the individual price  $p_{jt}$ . We use the guess-and-verify strategy to obtain  $Y_t$  and  $y_{jt}$ . We have the following proposition.

**Proposition 3** *Under the information structure of (30) and (31), aggregate production is given by*

$$\log Y_t = \log \bar{Y} + \frac{1}{\gamma} \log A_t + \kappa \Delta_t, \quad (34)$$

where  $\bar{Y}$  depends on  $\theta, \psi, \gamma, \sigma_\varepsilon^2, \sigma_e^2$ , and  $\sigma_\Delta^2$ , and

$$\kappa = \frac{\tau_\Delta}{\theta\gamma(\tau_\varepsilon + \tau_e) + \tau_\Delta}. \quad (35)$$

The individual production is given by

$$\begin{aligned} & \log y_{jt} \\ = & \log \bar{y} + \frac{1}{\gamma} \log A_t + \left[ \frac{\tau_\Delta}{\tau_e + \tau_\Delta + \tau_\varepsilon} - (\theta\gamma - 1) \kappa \frac{\tau_e + \tau_\varepsilon}{\tau_e + \tau_\Delta + \tau_\varepsilon} \right] x_{jt} + [1 + (\theta\gamma - 1) \kappa] \frac{\tau_e}{\tau_e + \tau_\Delta + \tau_\varepsilon} s_{jt}, \end{aligned} \quad (36)$$

where  $\bar{y}$  depends on  $\theta, \psi, \gamma, \sigma_\varepsilon^2, \sigma_e^2$ , and  $\sigma_\Delta^2$ .

**Proof.** See Appendix A. ■

### 3.2 Endogenous Information

We assume that  $A_t$  only takes one of two values,  $A_t \in \{A_H, A_L\}$ , where  $A_H > A_L$ . We construct  $A_H$  and  $A_L$  such that the information acquisition of the firms is symmetric. Specifically, all firms acquire information in equilibrium after observing  $A_t = A_H$  but none does so after observing  $A_t = A_L$ . That is, we specify parameters to highlight the mechanism that the level of information



precision chosen by entrepreneurs is endogenous and increasing in  $A_t$ . To save space, we provide the details of this subsection in the appendix.

We also prove that if  $A_H \gg A_L$ , then  $\mathbb{E}[\log Y_t | A_t = A_H] > \mathbb{E}[\log Y_t | A_t = A_L]$ . Thus, we have Proposition 4.

**Proposition 4** *The economy exhibits procyclical information acquisition (under  $\gamma < 1$ ).*

**Proof.** See Appendix A. ■

The intuition for Proposition 4 is similar to that for the baseline model. Under  $\gamma < 1$ , the real wage does not increase as fast as aggregate output  $Y_t$ . Hence, when  $Y_t$  increases, the increase in the benefit of information acquisition (in terms of consumption units) outruns the increase in the associated cost (in terms of real wage), so the incentives to acquire information become stronger.

Proposition 3 and Proposition 4 together also imply that the sentiment shock  $\Delta_t$  is more important in recessions than in booms. In fact, the coefficient  $\kappa$  of term  $\Delta_t$  in (34) is decreasing in  $\tau_e$  or  $A_t$ .

We can alternatively assume that information acquisition is symmetric across firms and is a continuous function of  $A_t$ . We show in Appendix D that our results in this section (Proposition 4 and Corollary 4 below) are robust to this alternative setup.<sup>22</sup>

### 3.3 Implications for Measured Uncertainty

First, it is straightforward to show that in equilibrium the residual idiosyncratic uncertainty faced by a firm decreases with information acquisition. In fact,

$$SD(\varepsilon_{jt} | x_{jt}, s_{jt}) = \sqrt{\frac{1}{\tau_e + \tau_\Delta + \tau_\varepsilon}},$$

that is,  $SD(\varepsilon_{jt} | x_{jt}, s_{jt})$  is decreasing in  $\tau_e$ .

Next, we calculate aggregate volatility, a common measure of economic uncertainty. The aggregate volatility in our model comes from the time-varying common sentiment shock  $\Delta_t$  for a given  $A_t$ . We measure aggregate volatility as the unconditional standard deviation of aggregate output (in log). Based on (34), it is given by

$$SD(\log Y_t | A_t) = \sqrt{\left[ \frac{\tau_\Delta}{\theta\gamma(\tau_\varepsilon + \tau_e) + \tau_\Delta} \right]^2 \frac{1}{\tau_\Delta}}.$$

---

<sup>22</sup>Discrete (binary choice) information acquisition and assuming that  $A_t$  takes one of two values is for tractability and to obtain analytical solutions. In the presence of an aggregate shock, the model is intractable if we assume asymmetric information acquisition across firms as in the baseline model (i.e., some firms acquire information while others do not). This is because aggregating in (33) is intractable after obtaining  $y_{jt}$ . On the other hand, if we assume that information acquisition is symmetric across firms and is a *continuous* function of  $A_t$ , as in this extension, we cannot obtain an analytical solution and must rely on numerical simulation.

Clearly,  $SD(\log Y_t|A_t)$  is decreasing in  $\tau_e$ . That is, aggregate volatility decreases under more precise information. Moreover, the residual aggregate uncertainty (or forecast error) faced by a firm is

$$SD(\log Y_t|A_t, x_{jt}, s_{jt}) = \frac{\tau_\Delta}{\theta\gamma(\tau_\varepsilon + \tau_e) + \tau_\Delta} \sqrt{\frac{1}{\tau_e + \tau_\Delta + \tau_\varepsilon}}, \quad (37)$$

which is decreasing in  $\tau_e$ .

Third, we calculate firm-level dispersion. For a given realization of  $A_t$  and  $\Delta_t$ , heterogeneity of  $\varepsilon_{jt}$  and  $e_{jt}$  across firms generates firm-level dispersion. Based on (36), the standard deviation of production or employment is given by

$$SD(\log y_{jt}|A_t, \Delta_t) = \sqrt{\left[1 - \frac{\theta\gamma\tau_\varepsilon}{\theta\gamma(\tau_\varepsilon + \tau_e) + \tau_\Delta}\right]^2 \frac{1}{\tau_\varepsilon} + \left[\frac{\theta\gamma\tau_\varepsilon}{\theta\gamma(\tau_\varepsilon + \tau_e) + \tau_\Delta}\right]^2 \frac{1}{\tau_e}},$$

which is increasing in  $\tau_e$ . The standard deviation of revenue-based TFP (productivity) or sale price is given by

$$SD(\log [(y_{jt}p_{jt})/n_{jt}]|A_t, \Delta_t) = \frac{1}{\theta} \sqrt{\left[\frac{\theta\gamma}{\theta\gamma(\tau_\varepsilon + \tau_e) + \tau_\Delta}\right]^2 (\tau_\varepsilon + \tau_e)}, \quad (38)$$

which is decreasing in  $\tau_e$  in the interval  $\tau_e \in \left[\frac{\tau_\Delta}{\theta\gamma} - \tau_\varepsilon, \infty\right)$ . Note that parameter condition  $\frac{\tau_\Delta}{\theta\gamma} - \tau_\varepsilon < 0$  (or  $\tau_\varepsilon > \frac{\tau_\Delta}{\theta\gamma}$ ) is easy to satisfy and we assume such a parameter condition, so (38) is always decreasing in  $\tau_e$ . Corollary 4 follows.

**Corollary 4** *The economy exhibits i) countercyclical idiosyncratic uncertainty, ii) countercyclical aggregate volatility and countercyclical aggregate uncertainty, and iii) procyclical firm-level dispersion in production and countercyclical firm-level dispersion in productivity.*

**Proof.** See Appendix A. ■

We discuss the intuition behind Corollary 4. In our model, aggregate volatility comes from the common sentiment shock  $\Delta_t$ . When firms acquire information about signal  $s_{jt}$  and become more informed of their idiosyncratic demand shock  $\varepsilon_{jt}$ , they are less responsive to signal  $x_{jt}$  and thereby the “common demand shock”  $\Delta_t$ , which decreases the aggregate volatility. In the extreme case of  $\sigma_e^2 = 0$ , for example, intermediate goods firms become perfectly informed of their idiosyncratic demand  $\varepsilon_{jt}$  for  $A_t = A_H$  and the aggregate volatility becomes zero. When an individual firm uses signals  $x_{jt}$  and  $s_{jt}$  to forecast  $Y_t$ , the forecast error is also countercyclical because of two joint forces — countercyclical *unconditional* aggregate volatility and procyclical information precision (as seen in (37)). As for firm-level dispersion, like in the baseline model, when firms are more informed of their  $\varepsilon_{jt}$ , their production is more aligned with their  $\varepsilon_{jt}$ , thus increasing firm-level dispersion in production and decreasing firm-level dispersion in productivity.

Corollary 4 implies that our model’s predictions are consistent with countercyclical idiosyncratic

uncertainty, countercyclical aggregate uncertainty, and countercyclical aggregate volatility, but not countercyclical firm-level dispersion in production. In Appendix C, we consider an extension, which can also explain countercyclical cross-sectional dispersion in production. The basic intuition is the following. We assume that there are two layers of production: the final good is produced from a continuum of *sectoral* goods, and each sectorial good is composed of a continuum of differentiated goods with each being produced by a monopoly firm. A firm’s “public” signal is the sum of the economy-wide common sentiment shock, the *sector-specific* sentiment shock and the firm’s idiosyncratic demand shock. The cross-sectional dispersion comes from the heterogeneity of sector-specific sentiment shocks. When firms acquire more information, they are less responsive to their “public” signal and thus their sector-specific sentiment shock, so the cross-sectional dispersion goes down.

## 4 Conclusion

In the large and growing recent literature on economic uncertainty, one important issue seems to have received particular attention: the direction of causality between economic uncertainty and macroeconomic activity. While some researchers propose that the causality runs from the second moment (uncertainty) to the first moment (macroeconomic activity) through mechanisms such as the traditional “wait-and-see” effect and the rise in the cost of capital due to the concave payoffs of debt contracts, some empirical findings suggest that the direction of causality might go the other way round.

In this paper, we develop a third approach, suggesting that fundamental shocks such as a TFP shock can simultaneously drive uncertainty movements and business cycles and trigger two-way feedback between them.<sup>23</sup> We introduce endogenous information acquisition for firms facing demand shocks in an otherwise standard monopolistically competitive model. The precision of the information about demand shocks optimally acquired by firms varies across business cycles. Procyclical information acquisition arises naturally in our model with standard preference and technology specifications. The endogenous information acquisition affects not only the residual uncertainty (forecast error) faced by the firms in equilibrium but also the efficiency of resource allocation — the endogenous TFP. The prediction of our model is consistent with the observed countercyclical aggregate volatility — the macro-level measured economic uncertainty. Our framework can also be extended to explain countercyclical cross-sectional dispersion — the micro-level measured uncertainty.

---

<sup>23</sup>Financial friction shocks can have an effect similar to TFP shocks (see Benhabib, Liu and Wang (2015)).

# Appendix

## A Proofs

**Proof of Proposition 1:** First, we have

$$\int \left( \mathbb{E} \left[ \epsilon_{jt}^{\frac{1}{\theta}} | s_{jt} \right] \right)^{\theta} dj = \mathbb{E}_{s_{jt}} \left[ \left( \mathbb{E} \left[ \epsilon_{jt}^{\frac{1}{\theta}} | s_{jt} \right] \right)^{\theta} \right]$$

and

$$\int \epsilon_{jt}^{\frac{1}{\theta}} \left( \mathbb{E} \left[ \epsilon_{jt}^{\frac{1}{\theta}} | s_{jt} \right] \right)^{\theta-1} dj = \mathbb{E}_{\epsilon_{jt}, s_{jt}} \left[ \epsilon_{jt}^{\frac{1}{\theta}} \left( \mathbb{E} \left[ \epsilon_{jt}^{\frac{1}{\theta}} | s_{jt} \right] \right)^{\theta-1} \right].$$

By the law of iterated expectations, it follows that

$$\begin{aligned} \mathbb{E}_{\epsilon_{jt}, s_{jt}} \left[ \epsilon_{jt}^{\frac{1}{\theta}} \left( \mathbb{E} \left[ \epsilon_{jt}^{\frac{1}{\theta}} | s_{jt} \right] \right)^{\theta-1} \right] &= \mathbb{E}_{s_{jt}} \mathbb{E}_{\epsilon_{jt} | s_{jt}} \left[ \epsilon_{jt}^{\frac{1}{\theta}} \left( \mathbb{E} \left[ \epsilon_{jt}^{\frac{1}{\theta}} | s_{jt} \right] \right)^{\theta-1} | s_{jt} \right] \\ &= \mathbb{E}_{s_{jt}} \left[ \left( \mathbb{E} \left[ \epsilon_{jt}^{\frac{1}{\theta}} | s_{jt} \right] \right) \left( \mathbb{E} \left[ \epsilon_{jt}^{\frac{1}{\theta}} | s_{jt} \right] \right)^{\theta-1} \right] \\ &= \mathbb{E}_{s_{jt}} \left[ \left( \mathbb{E} \left[ \epsilon_{jt}^{\frac{1}{\theta}} | s_{jt} \right] \right)^{\theta} \right]. \end{aligned}$$

Hence,  $\int \left( \mathbb{E} \left[ \epsilon_{jt}^{\frac{1}{\theta}} | s_{jt} \right] \right)^{\theta} dj = \int \epsilon_{jt}^{\frac{1}{\theta}} \left( \mathbb{E} \left[ \epsilon_{jt}^{\frac{1}{\theta}} | s_{jt} \right] \right)^{\theta-1} dj$ . Similarly,  $\int \left( \mathbb{E} \left[ \epsilon_{jt}^{\frac{1}{\theta}} \right] \right)^{\theta} dj = \int \epsilon_{jt}^{\frac{1}{\theta}} \left( \mathbb{E} \left[ \epsilon_{jt}^{\frac{1}{\theta}} \right] \right)^{\theta-1} dj$ .

Thus, we find that

$$\int_0^{\lambda_t} \epsilon_{jt}^{\frac{1}{\theta}} \left( \mathbb{E} \left[ \epsilon_{jt}^{\frac{1}{\theta}} | s_{jt} \right] \right)^{\theta-1} dj + \int_{\lambda_t}^1 \epsilon_{jt}^{\frac{1}{\theta}} \left( \mathbb{E} \left[ \epsilon_{jt}^{\frac{1}{\theta}} \right] \right)^{\theta-1} dj = \int_0^{\lambda_t} \left( \mathbb{E} \left[ \epsilon_{jt}^{\frac{1}{\theta}} | s_{jt} \right] \right)^{\theta} dj + \int_{\lambda_t}^1 \left( \mathbb{E} \left[ \epsilon_{jt}^{\frac{1}{\theta}} \right] \right)^{\theta} dj,$$

based on which (13) can be transformed into (15) while (13) and (14) together yield (16).

Second, we calculate  $\int \left( \mathbb{E} \left[ \epsilon_{jt}^{\frac{1}{\theta}} | s_{jt} \right] \right)^{\theta} dj$ . Then all key variables can be expressed with this term. We have  $\int \left( \mathbb{E} \left[ \epsilon_{jt}^{\frac{1}{\theta}} | s_{jt} \right] \right)^{\theta} dj = \int \left( \mathbb{E} \left[ \exp \left( \frac{1}{\theta} \epsilon_{jt} \right) | s_{jt} \right] \right)^{\theta} dj$ . By the property of log-normal distribution, we further obtain

$$\begin{aligned} &\int \left( \mathbb{E} \left[ \exp \left( \frac{1}{\theta} \epsilon_{jt} \right) | s_{jt} \right] \right)^{\theta} dj \\ &= \int \left[ \exp \left( \frac{1}{\theta} \left[ \frac{\tau_{\varepsilon}}{\tau_{\varepsilon} + \tau_e} \left( -\frac{1}{2} \sigma_{\varepsilon}^2 \right) + \frac{\tau_e}{\tau_{\varepsilon} + \tau_e} s_{jt} \right] + \frac{1}{2} \left( \frac{1}{\theta} \right)^2 \frac{1}{\tau_{\varepsilon} + \tau_e} \right) \right]^{\theta} dj \\ &= \exp \left[ -\frac{1}{2} \frac{\theta - 1}{\theta} \frac{1}{\tau_{\varepsilon} + \tau_e} \right] = \bar{z}^{\theta-1}. \end{aligned} \tag{A.1}$$

Also, when  $\tau_e = 0$ , (A.1) corresponds to  $\int \left( \mathbb{E} \left[ \epsilon_{jt}^{\frac{1}{\theta}} \right] \right)^\theta dj = \exp \left[ -\frac{1}{2} \frac{\theta-1}{\theta} \frac{1}{\tau_\epsilon} \right] = \underline{z}^{\theta-1}$ .

Third, using the above results, we obtain

$$\begin{aligned} z_t &= \left[ \int_0^{\lambda_t} \epsilon_{jt}^{\frac{1}{\theta}} \left( \mathbb{E} \left[ \epsilon_{jt}^{\frac{1}{\theta}} | s_{jt} \right] \right)^{\theta-1} dj + \int_{\lambda_t}^1 \epsilon_{jt}^{\frac{1}{\theta}} \left( \mathbb{E} \left[ \epsilon_{jt}^{\frac{1}{\theta}} \right] \right)^{\theta-1} dj \right]^{\frac{1}{\theta-1}} \\ &= \left[ \lambda_t \bar{z}^{\theta-1} + (1 - \lambda_t) \underline{z}^{\theta-1} \right]^{\frac{1}{\theta-1}}, \end{aligned}$$

which proves equation (17).

Fourth, we calculate the ex ante expected profit for a firm. For an informed firm, its realized profit is

$$\begin{aligned} \pi(\epsilon_{jt}, s_{jt}) &= p_{jt}(\epsilon_{jt}, y_{jt}) y_{jt} - W_t n_{jt}(y_{jt}) \\ &= \left( 1 - \frac{1}{\theta} \right)^{\theta-1} P_t^\theta A_t^{\theta-1} Y_t \left\{ \left[ \mathbb{E}(\epsilon_{jt}^{\frac{1}{\theta}} | s_{jt}) \right]^{\theta-1} \epsilon_{jt}^{\frac{1}{\theta}} - \left( 1 - \frac{1}{\theta} \right) \left[ \mathbb{E}(\epsilon_{jt}^{\frac{1}{\theta}} | s_{jt}) \right]^\theta \right\}. \end{aligned}$$

Exploiting the law of iterated expectations, we obtain

$$\begin{aligned} \pi_t^I &= \mathbb{E}_{\epsilon_{jt}, s_{jt}} [\pi(\epsilon_{jt}, s_{jt})] = \mathbb{E}_{s_{jt}} \mathbb{E}_{\epsilon_{jt} | s_{jt}} [\pi(\epsilon_{jt}, s_{jt}) | s_{jt}] \\ &= \left( 1 - \frac{1}{\theta} \right)^{\theta-1} P_t^\theta A_t^{\theta-1} Y_t \cdot \frac{1}{\theta} \mathbb{E}_{s_{jt}} \left( \left[ \mathbb{E}(\epsilon_{jt}^{\frac{1}{\theta}} | s_{jt}) \right]^\theta \right) \\ &= \frac{1}{\theta-1} \frac{1}{A_t} \bar{z}^{\theta-1} z_t^{-\theta} Y_t, \end{aligned}$$

where the last line is obtained by applying  $\frac{1}{P_t} = (1 - \frac{1}{\theta})(A_t z_t)$  in (15). Similarly, we can find the ex ante expected profit for an uninformed firm:

$$\pi_t^U = \frac{1}{\theta-1} \frac{1}{A_t} \bar{z}^{\theta-1} z_t^{-\theta} Y_t.$$

Fifth, we work out the expressions of equilibrium variables  $Y_t$  and  $\lambda_t$ . The full equilibrium is given by (22) with considering corner solutions in (9). Denote the LHS of (22) by function  $G(\lambda_t)$ .

i) The case of  $\gamma \in (\frac{1}{\theta}, 1)$

When  $A_t$  is lower such that  $G(\lambda_t = 0) < \psi m$  (by noting that  $G'(\lambda_t) < 0$  for  $\theta\gamma > 1$ ), the unique equilibrium is  $\lambda_t = 0$ . When  $A_t$  is higher such that  $G(\lambda_t = 1) > \psi m$ , the unique equilibrium is  $\lambda_t = 1$ . When  $A_t$  is in an intermediate range such that equation (22) has an interior solution of  $\lambda_t$ , the unique equilibrium corresponds to the interior solution. Concretely, the expression of the equilibrium variables is given by (A.2) and (A.3):

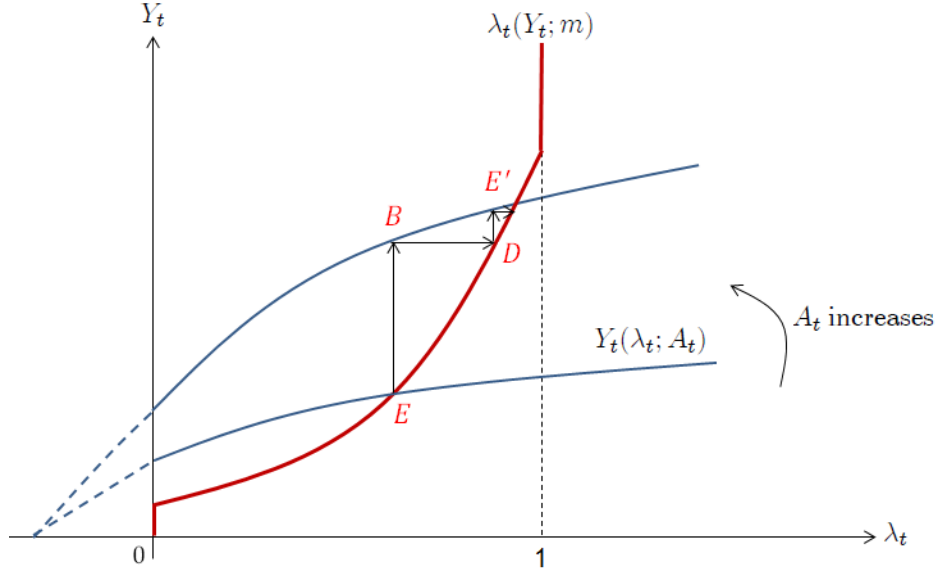
$$\begin{aligned}
\log Y_t &= \log(\theta - 1) + \frac{1}{\gamma}(\log A_t + \log z_t) \\
&= \begin{cases} \left[ \log(\theta - 1) + \frac{1}{\gamma} \log \underline{z} \right] + \frac{1}{\gamma} \log A_t & \text{if } \log A_t < \log \underline{A} \\ \left[ \log(\theta - 1) - \frac{1}{\theta\gamma-1} \log \left( \frac{m}{\bar{z}^{\theta-1} - \underline{z}^{\theta-1}} \right) \right] + \frac{\theta-1}{\theta\gamma-1} \log A_t & \text{if } \log \underline{A} \leq \log A_t \leq \log \bar{A} \\ \left[ \log(\theta - 1) + \frac{1}{\gamma} \log \bar{z} \right] + \frac{1}{\gamma} \log A_t & \text{if } \log A_t > \log \bar{A} \end{cases} \quad (\text{A.2})
\end{aligned}$$

and

$$\begin{aligned}
\lambda_t &= \frac{z_t^{\theta-1} - \underline{z}^{\theta-1}}{\bar{z}^{\theta-1} - \underline{z}^{\theta-1}} \\
&= \begin{cases} 0 & \text{if } \log A_t < \log \underline{A} \\ \frac{\left( \frac{m}{\bar{z}^{\theta-1} - \underline{z}^{\theta-1}} \right)^{-\frac{(\theta-1)\gamma}{\theta\gamma-1}} \exp\left( \frac{(\theta-1)(1-\gamma)}{\theta\gamma-1} \log A_t \right) - \underline{z}^{\theta-1}}{\bar{z}^{\theta-1} - \underline{z}^{\theta-1}} & \text{if } \log \underline{A} \leq \log A_t \leq \log \bar{A} \\ 1 & \text{if } \log A_t > \log \bar{A} \end{cases}, \quad (\text{A.3})
\end{aligned}$$

where  $\log \underline{A} = \frac{\gamma}{1-\gamma} \log \left( \frac{m}{\bar{z}^{\theta-1} - \underline{z}^{\theta-1}} \underline{z}^{\frac{\theta\gamma-1}{\gamma}} \right)$  and  $\log \bar{A} = \frac{\gamma}{1-\gamma} \log \left( \frac{m}{\bar{z}^{\theta-1} - \underline{z}^{\theta-1}} \bar{z}^{\frac{\theta\gamma-1}{\gamma}} \right)$ , and to simplify notation we normalize  $\frac{1}{\theta-1} \left(1 - \frac{1}{\theta}\right)^{\frac{1}{\gamma}} \left(\frac{1}{\psi}\right)^{\frac{1}{\gamma}} = 1$  without loss of generality.

Figure A-1 shows the amplification effect (multiplier effect) discussed in the main text.



**Figure A-1:** Amplification Effect under Endogenous Information Acquisition for  $\gamma \in \left(\frac{1}{\theta}, 1\right)$

ii) The case of  $\gamma \in \left(0, \frac{1}{\theta}\right)$

If equation (22) has an interior solution  $\lambda_t \in (0, 1)$ , there must be three equilibria: besides the equilibrium corresponding to the interior solution,  $\lambda_t = 0$  and  $1$  are also equilibria. In fact, when  $\theta\gamma < 1$ ,  $G'(\lambda_t) > 0$ . So  $G(\lambda_t = 1) > \psi m$ . By (9), the corner solution  $\lambda_t = 1$  is also an equilibrium.

Similarly, the corner solution  $\lambda_t = 0$  is another equilibrium.

When  $A_t$  is lower such that  $G(\lambda_t = 1) < \psi m$ , the unique equilibrium is  $\lambda_t = 0$ . When  $A_t$  is higher such that  $G(\lambda_t = 0) > \psi m$ , the unique equilibrium is  $\lambda_t = 1$ . When  $A_t$  is in an intermediate range such that equation (22) has an interior solution of  $\lambda_t$ , there are three equilibria.

Concretely, there are three equilibria for  $\log \bar{A} \leq \log A_t \leq \log \underline{A}$  (by noting that  $\bar{A} < \underline{A}$  under  $\theta\gamma < 1$ , and  $\underline{A}$  and  $\bar{A}$  are defined in (A.3)). Besides the equilibrium given by (A.2) and (A.3), the expressions of the two additional equilibria are  $\log z_t = \log \underline{z}$  with  $\log Y_t = \left[ \log(\theta - 1) + \frac{1}{\gamma} \log \underline{z} \right] + \frac{1}{\gamma} \log A_t$  and  $\log z_t = \log \bar{z}$  with  $\log Y_t = \left[ \log(\theta - 1) + \frac{1}{\gamma} \log \bar{z} \right] + \frac{1}{\gamma} \log A_t$ . For  $\log A_t > \log \underline{A}$  and  $\log A_t < \log \bar{A}$ , the unique equilibrium is given by (A.2) and (A.3).

iii) The case of  $\gamma \in (1, \infty)$

When  $A_t$  is lower such that  $G(\lambda_t = 1) > \psi m$ , the unique equilibrium is  $\lambda_t = 1$ . When  $A_t$  is higher such that  $G(\lambda_t = 0) < \psi m$ , the unique equilibrium is  $\lambda_t = 0$ . When  $A_t$  is in an intermediate range such that equation (22) has an interior solution of  $\lambda_t$ , the unique equilibrium corresponds to the interior solution. Concretely, the expressions of the equilibrium variables are as follows:

$$\begin{aligned} \log Y_t &= \log(\theta - 1) + \frac{1}{\gamma}(\log A_t + \log z_t) \\ &= \begin{cases} \left[ \log(\theta - 1) + \frac{1}{\gamma} \log \bar{z} \right] + \frac{1}{\gamma} \log A_t & \text{if } \log A_t < \log \underline{A} \\ \left[ \log(\theta - 1) - \frac{1}{\theta\gamma-1} \log \left( \frac{m}{\bar{z}^{\theta-1} - \underline{z}^{\theta-1}} \right) \right] + \frac{\theta-1}{\theta\gamma-1} \log A_t & \text{if } \log \underline{A} \leq \log A_t \leq \log \bar{A} \\ \left[ \log(\theta - 1) + \frac{1}{\gamma} \log \underline{z} \right] + \frac{1}{\gamma} \log A_t & \text{if } \log A_t > \log \bar{A} \end{cases} \end{aligned}$$

and

$$\begin{aligned} \lambda_t &= \frac{z_t^{\theta-1} - \underline{z}^{\theta-1}}{\bar{z}^{\theta-1} - \underline{z}^{\theta-1}} \\ &= \begin{cases} 1 & \text{if } \log A_t < \log \underline{A} \\ \frac{\left( \frac{m}{\bar{z}^{\theta-1} - \underline{z}^{\theta-1}} \right)^{-\frac{(\theta-1)\gamma}{\theta\gamma-1}} \exp\left( -\frac{(\theta-1)(\gamma-1)}{\theta\gamma-1} \log A_t \right) - \underline{z}^{\theta-1}}{\bar{z}^{\theta-1} - \underline{z}^{\theta-1}} & \text{if } \log \underline{A} \leq \log A_t \leq \log \bar{A} \\ 0 & \text{if } \log A_t > \log \bar{A} \end{cases}, \end{aligned}$$

where  $\log \underline{A} = \frac{\gamma}{1-\gamma} \log \left( \frac{m}{\bar{z}^{\theta-1} - \underline{z}^{\theta-1}} \bar{z}^{\frac{\theta\gamma-1}{\gamma}} \right)$  and  $\log \bar{A} = \frac{\gamma}{1-\gamma} \log \left( \frac{m}{\bar{z}^{\theta-1} - \underline{z}^{\theta-1}} \underline{z}^{\frac{\theta\gamma-1}{\gamma}} \right)$ . See also Benhabib, Liu and Wang (2015) for the case of  $\gamma \in (1, \infty)$ .

Sixth, by (A.2),  $\log Y_t(A_t; m)$  is continuous and increasing in  $A_t$  under  $\frac{\theta-1}{\theta\gamma-1} > 0$  or  $\gamma > \frac{1}{\theta}$ . By (A.3),  $\lambda_t(A_t; m)$  is continuous and increasing in  $A_t$  under  $\frac{1-\gamma}{\theta\gamma-1} > 0$  or  $\frac{1}{\theta} < \gamma < 1$ .

Finally, we prove that in the case of multiple (three) equilibria under  $\gamma \in (\frac{1}{\theta}, 1)$ , the equilibrium with  $\lambda_t = 1$  is the most efficient and the equilibrium with  $\lambda_t = 0$  is the least efficient. By (22), in

the case of multiple (three) equilibria, the following equation holds:

$$\frac{1}{\theta} \left[ \left(1 - \frac{1}{\theta}\right) \frac{1}{\psi} \right]^{\frac{1-\gamma}{\gamma}} A_t^{\frac{1-\gamma}{\gamma}} (z(\lambda_t))^{\frac{1-\theta\gamma}{\gamma}} (\bar{z}^{\theta-1} - \underline{z}^{\theta-1}) = \psi m.$$

As shown in Section 2.5, the welfare is measured by  $U(C_t) - \psi N_t - \psi m \lambda_t$ . Hence, the welfare for the equilibrium of  $\lambda_t = 1$  is

$$\left[ \frac{1}{1-\gamma} - \left(1 - \frac{1}{\theta}\right) \right] \left(1 - \frac{1}{\theta}\right)^{\frac{1-\gamma}{\gamma}} \left(\frac{A_t}{\psi}\right)^{\frac{1-\gamma}{\gamma}} \bar{z}^{\frac{1-\theta\gamma}{\gamma}} \bar{z}^{\theta-1} - \psi m; \quad (\text{A.4})$$

the welfare for the interior equilibrium is

$$\left[ \frac{1}{1-\gamma} - \left(1 - \frac{1}{\theta}\right) \right] \left(1 - \frac{1}{\theta}\right)^{\frac{1-\gamma}{\gamma}} \left(\frac{A_t}{\psi}\right)^{\frac{1-\gamma}{\gamma}} [z(\lambda_t)]^{\frac{1-\theta\gamma}{\gamma}} \left[ \lambda_t \bar{z}^{\theta-1} + (1 - \lambda_t) \underline{z}^{\theta-1} \right] - \psi m \lambda_t; \quad (\text{A.5})$$

and the welfare for the equilibrium of  $\lambda_t = 0$  is

$$\left[ \frac{1}{1-\gamma} - \left(1 - \frac{1}{\theta}\right) \right] \left(1 - \frac{1}{\theta}\right)^{\frac{1-\gamma}{\gamma}} \left(\frac{A_t}{\psi}\right)^{\frac{1-\gamma}{\gamma}} \underline{z}^{\frac{1-\theta\gamma}{\gamma}} \underline{z}^{\theta-1}. \quad (\text{A.6})$$

It is easy to show that (A.4) > (A.5) > (A.6). In fact,

$$\begin{aligned} & (\text{A.4}) - (\text{A.5}) \\ & > (1 - \lambda_t) \left\{ \left[ \frac{1}{1-\gamma} - \left(1 - \frac{1}{\theta}\right) \right] \left(1 - \frac{1}{\theta}\right)^{\frac{1-\gamma}{\gamma}} \left(\frac{A_t}{\psi}\right)^{\frac{1-\gamma}{\gamma}} [z(\lambda_t)]^{\frac{1-\theta\gamma}{\gamma}} (\bar{z}^{\theta-1} - \underline{z}^{\theta-1}) - \psi m \right\} \\ & > (1 - \lambda_t) \left\{ \frac{1}{\theta} \left(1 - \frac{1}{\theta}\right)^{\frac{1-\gamma}{\gamma}} \left(\frac{A_t}{\psi}\right)^{\frac{1-\gamma}{\gamma}} [z(\lambda_t)]^{\frac{1-\theta\gamma}{\gamma}} (\bar{z}^{\theta-1} - \underline{z}^{\theta-1}) - \psi m \right\} = 0, \end{aligned}$$

and

$$\begin{aligned} & (\text{A.5}) - (\text{A.6}) \\ & > \lambda_t \left\{ \left[ \frac{1}{1-\gamma} - \left(1 - \frac{1}{\theta}\right) \right] \left(1 - \frac{1}{\theta}\right)^{\frac{1-\gamma}{\gamma}} \left(\frac{A_t}{\psi}\right)^{\frac{1-\gamma}{\gamma}} [z(\lambda_t)]^{\frac{1-\theta\gamma}{\gamma}} (\bar{z}^{\theta-1} - \underline{z}^{\theta-1}) - \psi m \right\} \\ & > \lambda_t \left\{ \frac{1}{\theta} \left(1 - \frac{1}{\theta}\right)^{\frac{1-\gamma}{\gamma}} \left(\frac{A_t}{\psi}\right)^{\frac{1-\gamma}{\gamma}} [z(\lambda_t)]^{\frac{1-\theta\gamma}{\gamma}} (\bar{z}^{\theta-1} - \underline{z}^{\theta-1}) - \psi m \right\} = 0. \end{aligned}$$

Even if we consider only the aggregate profit but not the consumer surplus, the equilibrium with  $\lambda_t = 1$  would still be the most efficient and the equilibrium with  $\lambda_t = 0$  still the least efficient because  $\frac{1}{1-\gamma} - \left(1 - \frac{1}{\theta}\right) > \frac{1}{\theta}$ . Also, considering that firms are symmetric and have the same level of profit in any given equilibrium, the equilibrium with  $\lambda_t = 1$  is also Pareto efficient.



**Proof of Corollary 2:** Denote the type of firms acquiring information by  $I$  and the type of those that do not by  $U$ . We examine the dispersion of production across intermediate goods firms. We find

$$y_{jt}^I \equiv y(A_t, s_{jt}) = \left(1 - \frac{1}{\theta}\right)^\theta (P_t A_t)^\theta Y_t \exp \left[ \frac{\tau_\varepsilon}{\tau_\varepsilon + \tau_e} \left(-\frac{1}{2}\sigma_\varepsilon^2\right) + \frac{\tau_e}{\tau_\varepsilon + \tau_e} s_{jt} + \frac{1}{2\theta} \frac{1}{\tau_\varepsilon + \tau_e} \right].$$

We have

$$\begin{aligned} \mathbb{E} \left[ (\log y_{jt}^I)^2 \right] &= \text{Var} [\log y_{jt}^I] + [\mathbb{E} (\log y_{jt}^I)]^2 \\ &= \left( \frac{\tau_e}{\tau_\varepsilon + \tau_e} \right)^2 (\sigma_\varepsilon^2 + \sigma_e^2) + \left( \varphi - \frac{1}{2}\sigma_\varepsilon^2 + \frac{1}{2\theta} \frac{1}{\tau_\varepsilon + \tau_e} \right)^2 \\ &= \left( \frac{\tau_e}{\tau_\varepsilon + \tau_e} \right) \left( \frac{1}{\tau_\varepsilon} \right) + \left( \varphi - \frac{1}{2} \frac{1}{\tau_\varepsilon} + \frac{1}{2\theta} \frac{1}{\tau_\varepsilon + \tau_e} \right)^2, \end{aligned}$$

where  $\varphi = \log \left[ \left(1 - \frac{1}{\theta}\right)^\theta (P_t A_t)^\theta Y_t \right]$ . Similarly,

$$\mathbb{E} \left[ (\log y_{jt}^U)^2 \right] = \left( \varphi - \frac{1}{2}\sigma_\varepsilon^2 + \frac{1}{2\theta} \frac{1}{\tau_\varepsilon} \right)^2,$$

where  $y_{jt}^U \equiv \tilde{y}(A_t)$ . Thus,

$$\begin{aligned} \text{Var} [\log y_{jt}] &= \mathbb{E} \left[ (\log y_{jt})^2 \right] - [\mathbb{E} (\log y_{jt})]^2 \\ &= \left\{ \begin{array}{l} \lambda_t \mathbb{E} \left[ (\log y_{jt}^I)^2 \right] \\ + (1 - \lambda_t) \mathbb{E} \left[ (\log y_{jt}^U)^2 \right] \end{array} \right\} - \left[ \begin{array}{l} \lambda_t \mathbb{E} (\log y_{jt}^I) \\ + (1 - \lambda_t) \mathbb{E} (\log y_{jt}^U) \end{array} \right]^2 \\ &= \lambda_t \left( \frac{\tau_e}{\tau_\varepsilon + \tau_e} \frac{1}{\tau_\varepsilon} \right) + \frac{\lambda_t - \lambda_t^2}{4\theta^2} \left( \frac{\tau_e}{\tau_\varepsilon + \tau_e} \frac{1}{\tau_\varepsilon} \right)^2, \end{aligned}$$

which is a quadratic equation with respect to  $\lambda_t$ . It is increasing in  $\lambda_t \in [0, 1]$  if and only if  $\frac{\tau_e}{\tau_\varepsilon + \tau_e} \frac{1}{\tau_\varepsilon} \geq \frac{1}{4\theta^2} \left( \frac{\tau_e}{\tau_\varepsilon + \tau_e} \frac{1}{\tau_\varepsilon} \right)^2$ , that is,  $\frac{\tau_e}{\tau_\varepsilon + \tau_e} \frac{1}{\tau_\varepsilon} \leq 4\theta^2$ .

Denote by  $p_{jt}^I$  the sale price for an informed firm and by  $p_{jt}^U$  the sale price for an uninformed firm. So,

$$p_{jt}^I = \exp \left\{ \varphi_1 + \left(-\frac{1}{\theta}\right) \left[ \frac{\tau_\varepsilon}{\tau_\varepsilon + \tau_e} \left(-\frac{1}{2}\sigma_\varepsilon^2\right) + \frac{\tau_e}{\tau_\varepsilon + \tau_e} e_{jt} + \frac{1}{2\theta} \frac{1}{\tau_\varepsilon + \tau_e} \right] + \frac{1}{\theta} \frac{\tau_\varepsilon}{\tau_\varepsilon + \tau_e} \varepsilon_{jt} \right\}$$

and

$$p_{jt}^U = \exp \left\{ \varphi_1 + \left(-\frac{1}{\theta}\right) \left[ \left(-\frac{1}{2}\sigma_\varepsilon^2\right) + \frac{1}{2\theta} \sigma_\varepsilon^2 \right] + \frac{1}{\theta} \varepsilon_{jt} \right\}$$

where  $\varphi_1 = \log \left[ P_t \cdot Y_t^{\frac{1}{\theta}} \cdot \left(1 - \frac{1}{\theta}\right)^{-1} (P_t A_t)^{-1} Y_t^{-\frac{1}{\theta}} \right]$ . We have

$$\begin{aligned} \mathbb{E} \left[ (\log p_{jt}^I)^2 \right] &= \text{Var} [\log p_{jt}^I] + [\mathbb{E} (\log p_{jt}^I)]^2 \\ &= \left( \frac{1}{\theta} \right)^2 \left( \frac{\tau_e}{\tau_\varepsilon + \tau_e} \right)^2 \sigma_e^2 + \left( \frac{1}{\theta} \right)^2 \left( \frac{\tau_\varepsilon}{\tau_\varepsilon + \tau_e} \right)^2 \sigma_\varepsilon^2 + \left\{ \varphi_1 + \left( -\frac{1}{\theta} \right) \left[ \frac{1}{2\theta} \frac{1}{\tau_\varepsilon + \tau_e} \right] \right\}^2 \end{aligned}$$

and

$$\begin{aligned} \mathbb{E} \left[ (\log p_{jt}^U)^2 \right] &= \text{Var} [\log p_{jt}^U] + [\mathbb{E} (\log p_{jt}^U)]^2 \\ &= \left( \frac{1}{\theta} \right)^2 \sigma_\varepsilon^2 + \left\{ \varphi_1 + \left( -\frac{1}{\theta} \right) \left[ \frac{1}{2\theta} \frac{1}{\tau_\varepsilon} \right] \right\}^2. \end{aligned}$$

Thus,

$$\begin{aligned} \text{Var} [\log p_{jt}] &= \mathbb{E} \left[ (\log p_{jt})^2 \right] - [\mathbb{E} (\log p_{jt})]^2 \\ &= \lambda_t \left( \frac{1}{\theta} \right)^2 \left( \frac{1}{\tau_\varepsilon + \tau_e} \right) + (1 - \lambda_t) \left( \frac{1}{\theta} \right)^2 \sigma_\varepsilon^2 + \lambda_t (1 - \lambda_t) \left[ \frac{1}{2\theta^2} \frac{1}{\tau_\varepsilon + \tau_e} - \frac{1}{2\theta^2} \frac{1}{\tau_\varepsilon} \right]^2, \end{aligned}$$

which is decreasing in  $\lambda_t \in [0, 1]$  if and only if  $\frac{\tau_e}{\tau_\varepsilon + \tau_e} \frac{1}{\tau_\varepsilon} \leq 4\theta^2$ .

Because  $\frac{p_{jt} y_{jt}}{n_{jt}} = p_{jt} A_t$ , we also have  $\text{Var} [\log p_{jt}] = \text{Var} \left[ \log \frac{p_{jt} y_{jt}}{n_{jt}} \right]$ .

**Proof of Proposition 2:** Equations (18) and (20) jointly give

$$\frac{1}{\theta - 1} \left(1 - \frac{1}{\theta}\right)^{\frac{1}{\gamma}} \left(\frac{A}{\psi}\right)^{\frac{1}{\gamma} - 1} \left[ \lambda_t \bar{z}^{\theta - 1} + (1 - \lambda_t) \underline{z}^{\theta - 1} \right]^{\frac{1 - \gamma \theta}{(\theta - 1)\gamma}} \left( \bar{z}^{\theta - 1} - \underline{z}^{\theta - 1} \right) = \psi m. \quad (\text{A.7})$$

Equations (18) and (28) jointly give

$$\left[ \frac{1}{(\theta - 1)\gamma} + \frac{\gamma - 1}{\gamma} \frac{1}{\theta} \right] \left(1 - \frac{1}{\theta}\right)^{\frac{1}{\gamma} - 1} \left(\frac{A}{\psi}\right)^{\frac{1}{\gamma} - 1} \left[ \lambda_t \bar{z}^{\theta - 1} + (1 - \lambda_t) \underline{z}^{\theta - 1} \right]^{\frac{1 - \gamma \theta}{(\theta - 1)\gamma}} \left( \bar{z}^{\theta - 1} - \underline{z}^{\theta - 1} \right) = \psi m. \quad (\text{A.8})$$

Notice that the LHS of (A.8) is always greater than the LHS of (A.7) while their RHS are the same. Also, when  $1 - \theta\gamma < 0$ , the LHS of either (A.7) or (A.8) is a decreasing function of  $\lambda_t$ . So the optimal  $\lambda_t$  given by (A.7) must be lower than that given by (A.8).

We calculate

$$\begin{aligned} \Pi_t(Y_t, \lambda_t) &= \lambda_t \pi_t^I + (1 - \lambda_t) \pi_t^U \\ &= \frac{1}{\theta - 1} \frac{1}{A_t} Y_t z_t^{-\theta} \left[ \lambda_t \bar{z}^{\theta - 1} + (1 - \lambda_t) \underline{z}^{\theta - 1} \right] \\ &= \frac{1}{\theta - 1} \left(1 - \frac{1}{\theta}\right)^\theta \frac{1}{\psi} \left(\frac{A_t}{\psi}\right)^{\theta - 1} Y_t^{1 - \theta\gamma} (z(\lambda_t))^{\theta - 1}, \end{aligned}$$

where the last line above is obtained by applying  $z_t = \frac{\theta}{\theta-1}\psi\frac{1}{A_t}Y_t^\gamma$  from (18). Then,

$$\begin{aligned} & \frac{\partial \left( \frac{\gamma}{1-\gamma} Y_t^{1-\gamma} \right)}{\partial Y_t} \frac{dY_t}{d\lambda_t} + \psi \frac{\partial \Pi_t(Y_t, \lambda_t)}{\partial Y_t} \frac{dY_t}{d\lambda_t} \\ &= \left[ \gamma Y_t^{-\gamma} + \frac{1}{\theta-1} \left(1 - \frac{1}{\theta}\right)^\theta \left(\frac{A_t}{\psi}\right)^{\theta-1} (1-\theta\gamma) Y_t^{-\theta\gamma} z_t^{\theta-1} \right] \frac{dY_t}{d\lambda_t} \\ &= \frac{1}{\theta} Y_t^{-\gamma} \frac{dY_t}{d\lambda_t} > 0, \end{aligned}$$

where the third line is obtained by applying  $\frac{A_t}{\psi} = \frac{\theta}{\theta-1} Y_t^\gamma \frac{1}{z_t}$  from (18).

**Proof of Proposition 3:** An individual entrepreneur uses  $x_{jt} = \varepsilon_{jt} + \Delta_t$  and  $s_{jt} = \varepsilon_{jt} + e_{jt}$  to infer  $\varepsilon_{jt}$  and uses  $x_{jt} = \Delta_t + \varepsilon_{jt}$  and  $x_{jt} - s_{jt} = \Delta_t - e_{jt}$  to infer  $\Delta_t$ . We conjecture that  $Y_t = \bar{Y} A_t^{\kappa(1)} \exp(\kappa \Delta_t)$ . Substituting the conjectured  $Y_t$  into (32) yields

$$\begin{aligned} y_{jt} &= \left(1 - \frac{1}{\theta}\right)^\theta \left(\frac{A_t}{\psi}\right)^\theta \left\{ \mathbb{E}_t \left[ \left( Y_t^{\frac{1}{\theta}-\gamma} \epsilon_{jt}^{\frac{1}{\theta}} \right) | x_{jt}, s_{jt} \right] \right\}^\theta \\ &= \left(1 - \frac{1}{\theta}\right)^\theta \left(\frac{1}{\psi}\right)^\theta \bar{Y}^{1-\theta\gamma} A_t^{\theta+\kappa(1)(1-\theta\gamma)} \exp \left[ \begin{array}{l} \frac{\frac{1}{\sigma_\Delta^2}}{\frac{1}{\sigma_\varepsilon^2} + \frac{1}{\sigma_\Delta^2} + \frac{1}{\sigma_\varepsilon^2}} x_{jt} + \frac{\frac{1}{\sigma_\varepsilon^2}}{\frac{1}{\sigma_\varepsilon^2} + \frac{1}{\sigma_\Delta^2} + \frac{1}{\sigma_\varepsilon^2}} s_{jt} \\ + (1-\theta\gamma)\kappa \left[ \begin{array}{l} \frac{\frac{1}{\sigma_\varepsilon^2}}{\frac{1}{\sigma_\varepsilon^2} + \frac{1}{\sigma_\Delta^2} + \frac{1}{\sigma_\varepsilon^2}} x_{jt} \\ + \frac{\frac{1}{\sigma_\varepsilon^2}}{\frac{1}{\sigma_\varepsilon^2} + \frac{1}{\sigma_\Delta^2} + \frac{1}{\sigma_\varepsilon^2}} (x_{jt} - s_{jt}) \end{array} \right] \\ + \theta\mu + \frac{1}{2}\theta Var \end{array} \right], \end{aligned} \tag{A.9}$$

where

$$\begin{aligned} \mu &= \frac{1}{2} \left[ \left( \frac{1}{\theta} - \gamma \right) \kappa - \frac{1}{\theta} \right] \frac{1}{\frac{1}{\sigma_\varepsilon^2} + \frac{1}{\sigma_\Delta^2} + \frac{1}{\sigma_\varepsilon^2}} \\ Var &= \left\{ \left[ \left( \frac{1}{\theta} - \gamma \right) \kappa \right]^2 + \left( \frac{1}{\theta} \right)^2 \right\} \frac{1}{\frac{1}{\sigma_\varepsilon^2} + \frac{1}{\sigma_\Delta^2} + \frac{1}{\sigma_\varepsilon^2}}. \end{aligned}$$

Substituting  $Y_t = \bar{Y} A_t^{\kappa(1)} \exp(\kappa \Delta_t)$  into the LHS of  $Y_t = \left[ \int_0^1 \epsilon_{jt}^{\frac{1}{\theta}} y_{jt}^{\frac{\theta-1}{\theta}} dj \right]^{\frac{\theta}{\theta-1}}$  and substituting (A.9) into the RHS gives

$$\bar{Y} A_t^{\kappa(1)} \exp(\kappa \Delta_t) = \left(1 - \frac{1}{\theta}\right)^\theta \left(\frac{1}{\psi}\right)^\theta \bar{Y}^{1-\theta\gamma} A_t^{\theta+\kappa(1)(1-\theta\gamma)} \left\{ \exp \left[ \theta\mu + \frac{1}{2}\theta Var \right] \right\} \cdot \left[ \int_0^1 \epsilon_{jt}^{\frac{1}{\theta}} \exp \left( \frac{\theta-1}{\theta} \left[ \begin{array}{l} \frac{\frac{1}{2}}{\sigma_\varepsilon^2 + \frac{1}{2} + \frac{1}{\sigma_\Delta^2} + \frac{1}{\sigma_\varepsilon^2}} x_{jt} + \frac{\frac{1}{2}}{\sigma_\varepsilon^2 + \frac{1}{2} + \frac{1}{\sigma_\Delta^2} + \frac{1}{\sigma_\varepsilon^2}} s_{jt} \\ + (1-\theta\gamma)\kappa \left[ \begin{array}{l} \frac{\frac{1}{2}}{\sigma_\varepsilon^2 + \frac{1}{2} + \frac{1}{\sigma_\Delta^2} + \frac{1}{\sigma_\varepsilon^2}} x_{jt} \\ + \frac{\frac{1}{2}}{\sigma_\varepsilon^2 + \frac{1}{2} + \frac{1}{\sigma_\Delta^2} + \frac{1}{\sigma_\varepsilon^2}} (x_{jt} - s_{jt}) \end{array} \right] \end{array} \right) \right] dj \right]^{\frac{\theta}{\theta-1}}.$$

Comparing coefficients, we have  $\kappa_{(1)} = \frac{1}{\gamma}$  and

$$\frac{\frac{1}{2}}{\sigma_\varepsilon^2 + \frac{1}{2} + \frac{1}{\sigma_\Delta^2} + \frac{1}{\sigma_\varepsilon^2}} + (1-\theta\gamma)\kappa \frac{\frac{1}{2}}{\sigma_\varepsilon^2 + \frac{1}{2} + \frac{1}{\sigma_\Delta^2} + \frac{1}{\sigma_\varepsilon^2}} = \kappa,$$

that is,  $\kappa = \frac{\frac{1}{2}}{\theta\gamma\left(\frac{1}{\sigma_\varepsilon^2} + \frac{1}{\sigma_\Delta^2}\right) + \frac{1}{\sigma_\varepsilon^2}}$ ; also,

$$\bar{Y} = \left(\frac{1 - \frac{1}{\theta}}{\psi}\right)^{\frac{1}{\gamma}} \left[ \exp \left( \mu + \frac{1}{2} Var \right) \right]^{\frac{1}{\gamma}} \exp \left( \begin{array}{l} \left( \frac{1}{\theta} + \frac{\theta-1}{\theta} \left[ \begin{array}{l} \frac{\tau_\Delta + \tau_\varepsilon}{\tau_\varepsilon + \tau_\Delta + \tau_\varepsilon} \\ - \frac{\tau_\Delta}{\tau_\varepsilon + \tau_\Delta + \tau_\varepsilon} \frac{(\theta\gamma-1)\tau_\varepsilon}{\theta\gamma(\tau_\varepsilon + \tau_\varepsilon) + \tau_\Delta} \end{array} \right] \right) \left(-\frac{1}{2}\sigma_\varepsilon^2\right) \\ + \frac{1}{2} \left( \frac{1}{\theta} + \frac{\theta-1}{\theta} \left[ \begin{array}{l} \frac{\tau_\Delta + \tau_\varepsilon}{\tau_\varepsilon + \tau_\Delta + \tau_\varepsilon} \\ - \frac{\tau_\Delta}{\tau_\varepsilon + \tau_\Delta + \tau_\varepsilon} \frac{(\theta\gamma-1)\tau_\varepsilon}{\theta\gamma(\tau_\varepsilon + \tau_\varepsilon) + \tau_\Delta} \end{array} \right] \right)^2 \sigma_\varepsilon^2 \\ + \frac{1}{2} \left( \frac{\theta-1}{\theta} \left[ \frac{\theta\gamma\tau_\varepsilon}{\theta\gamma(\tau_\varepsilon + \tau_\varepsilon) + \tau_\Delta} \right] \right)^2 \sigma_\varepsilon^2 \end{array} \right)^{\frac{1}{(\theta-1)\gamma}}$$

After working out  $\bar{Y}$ ,  $\kappa_{(1)}$  and  $\kappa$ , we also have the solution to  $y_{jt}$ , that is,

$$\begin{aligned} & \log y_{jt} \\ &= \log \bar{y} + \frac{1}{\gamma} \log A_t + \left[ \begin{array}{l} \frac{\frac{1}{2}}{\sigma_\varepsilon^2 + \frac{1}{2} + \frac{1}{\sigma_\Delta^2} + \frac{1}{\sigma_\varepsilon^2}} \\ - (\theta\gamma - 1) \kappa \frac{\frac{1}{2}}{\sigma_\varepsilon^2 + \frac{1}{2} + \frac{1}{\sigma_\Delta^2} + \frac{1}{\sigma_\varepsilon^2}} \end{array} \right] x_{jt} + \left[ \begin{array}{l} 1 + (\theta\gamma - 1) \kappa \\ \frac{\frac{1}{2}}{\sigma_\varepsilon^2 + \frac{1}{2} + \frac{1}{\sigma_\Delta^2} + \frac{1}{\sigma_\varepsilon^2}} \end{array} \right] s_{jt}, \end{aligned} \tag{A.10}$$

where

$$\bar{y} = \left(1 - \frac{1}{\theta}\right)^\theta \left(\frac{1}{\psi}\right)^\theta \bar{Y}^{1-\theta\gamma} \exp \left( \theta\mu + \frac{1}{2}\theta Var \right).$$

**Proof of Proposition 4:** We consider discrete information acquisition; namely, the amount of working hours on information acquisition  $\ell \in \{0, m\}$ . We assume the following mapping:

$$\sigma_e^2 = \begin{cases} \bar{\sigma}_e^2 & \text{if } \ell = 0 \\ \underline{\sigma}_e^2 & \text{if } \ell = m \end{cases},$$

where  $\bar{\sigma}_e^2 > \underline{\sigma}_e^2$ ; that is, information acquisition makes information about the idiosyncratic demand shock more precise (in the extreme case of  $\underline{\sigma}_e^2 = 0$ ,  $\varepsilon_{jt}$  becomes perfect information). The baseline model can be regarded as a special case of the current setup of information acquisition with  $\bar{\sigma}_e^2 = \infty$ .

We examine the regimes of  $A_t = A_H$  and  $A_t = A_L$ .

**The Case of  $A_t = A_H$**  We solve firms' information acquisition problem by backward induction. We first work out firms' optimal production decision given their information precision. We then compare the cost and benefit of information acquisition to determine firms' optimal information acquisition decision.

The production for an informed entrepreneur,  $y(A_t, x_{jt}, s_{jt})$ , is given by equation (32), and his expected profit is given by  $\pi(A_t, x_{jt}, s_{jt}) = \frac{1}{\theta-1} y(A_t, x_{jt}, s_{jt})/A_t$ , where  $s_{jt} \sim \mathcal{N}(\varepsilon_{jt}, \underline{\sigma}_e^2)$ . For an uninformed entrepreneur, the only difference is that  $s_{jt} \sim \mathcal{N}(\varepsilon_{jt}, \bar{\sigma}_e^2)$ .

If  $\lambda_t = 1$  in equilibrium, the aggregate output is given by (33). Since all firms acquire information, we can directly apply (34) in Proposition 3 to solve  $Y_t$  by setting  $\sigma_e^2 = \underline{\sigma}_e^2$ . It follows that

$$\log Y_t = \log \bar{Y}_H + \frac{1}{\gamma} \log A_H + \kappa \Delta_t, \quad (\text{A.11})$$

where  $\bar{Y}_H$  is the constant  $\bar{Y}$  in the proof of Proposition 3 with  $\sigma_e^2 = \underline{\sigma}_e^2$ , and  $\kappa$  is also given in Proposition 3 with  $\sigma_e^2 = \underline{\sigma}_e^2$ .

It remains to be shown that indeed all firms have the incentive to acquire information. Using the expression of aggregate output in (A.11), we obtain the ex ante expected profit for an entrepreneur if he acquires information:

$$\pi_{t,H}^I = \mathbb{E}_{x_{jt}, s_{jt}} \pi(A_H, x_{jt}, s_{jt}) = \frac{1}{\theta-1} \left(1 - \frac{1}{\theta}\right)^\theta \left(\frac{1}{\psi}\right)^\theta \bar{Y}_H^{1-\theta\gamma} \bar{V}_H A_H^{\frac{1}{\gamma}-1},$$

where  $\bar{V}_H = \mathbb{E}_{x_{jt}, s_{jt}} \left\{ \mathbb{E} \left[ \exp \left[ \left(\frac{1}{\theta} - \gamma\right) \kappa \Delta_t \right] \epsilon_{jt}^{\frac{1}{\theta}} | x_{jt}, s_{jt} \right] \right\}^\theta$  with  $s_{jt} \sim \mathcal{N}(\varepsilon_{jt}, \underline{\sigma}_e^2)$ . Note that an individual entrepreneur treats  $Y_t$  (or  $\bar{Y}_H$  and  $\kappa$ ) as given. Likewise, the profit for an entrepreneur if he does not acquire information is given by

$$\pi_{t,H}^U = \frac{1}{\theta-1} \left(1 - \frac{1}{\theta}\right)^\theta \left(\frac{1}{\psi}\right)^\theta \bar{Y}_H^{1-\theta\gamma} \underline{V}_H A_H^{\frac{1}{\gamma}-1},$$

where  $\underline{V}_H = \mathbb{E}_{x_{jt}, s_{jt}} \left\{ \mathbb{E} \left[ \exp \left[ \left( \frac{1}{\theta} - \gamma \right) \kappa \Delta_t \right] \epsilon_{jt}^{\frac{1}{\theta}} | x_{jt}, s_{jt} \right] \right\}^\theta$  with  $s_{jt} \sim \mathcal{N}(\varepsilon_{jt}, \bar{\sigma}_e^2)$ .

We prove that  $\bar{V}_H > \underline{V}_H$ . In fact, for  $s_{jt} \sim \mathcal{N}(\varepsilon_{jt}, \sigma_e^2)$ , we calculate

$$\begin{aligned} & \mathbb{E}_{x_{jt}, s_{jt}} \left\{ \mathbb{E} \left[ \exp \left[ \left( \frac{1}{\theta} - \gamma \right) \kappa \Delta_t \right] \epsilon_{jt}^{\frac{1}{\theta}} | x_{jt}, s_{jt} \right] \right\}^\theta \\ = & \mathbb{E}_{\varepsilon_{jt}, e_{jt}, \Delta_t} \exp \left[ \begin{aligned} & \frac{\frac{1}{\sigma_e^2} \frac{\sigma_\Delta^2}{\sigma_e^2}}{\frac{1}{\sigma_e^2} + \frac{1}{\sigma_\Delta^2} + \frac{1}{\sigma_e^2}} (\varepsilon_{jt} + \Delta_t) + \frac{\frac{1}{\sigma_e^2}}{\frac{1}{\sigma_e^2} + \frac{1}{\sigma_\Delta^2} + \frac{1}{\sigma_e^2}} (\varepsilon_{jt} + e_{jt}) \\ & + (1 - \theta\gamma) \kappa \left[ \begin{aligned} & \frac{\frac{1}{\sigma_e^2}}{\frac{1}{\sigma_e^2} + \frac{1}{\sigma_\Delta^2} + \frac{1}{\sigma_e^2}} (\varepsilon_{jt} + \Delta_t) \\ & + \frac{\frac{1}{\sigma_e^2}}{\frac{1}{\sigma_e^2} + \frac{1}{\sigma_\Delta^2} + \frac{1}{\sigma_e^2}} (\Delta_t - e_{jt}) \end{aligned} \right] + \theta\mu + \frac{1}{2}\theta Var \end{aligned} \right] \\ = & \exp \left[ \frac{1}{2} [(1 - \theta\gamma) \kappa]^2 \sigma_\Delta^2 + \left[ (1 - \theta\gamma) \kappa + \frac{1}{2} \left( \frac{1}{\theta} - 1 \right) \left( [(1 - \theta\gamma) \kappa]^2 + 1 \right) \right] \frac{1}{\frac{1}{\sigma_e^2} + \frac{1}{\sigma_\Delta^2} + \frac{1}{\sigma_e^2}} \right], \end{aligned}$$

which is an increasing function of  $\frac{1}{\sigma_e^2}$  under  $\theta > 1$ .

If all firms have incentive to acquire information, we must have  $\pi_{t,H}^I - \pi_{t,H}^U > m$ , that is,

$$\frac{1}{\theta - 1} \left( 1 - \frac{1}{\theta} \right)^\theta \left( \frac{1}{\psi} \right)^\theta A_H^{\frac{1}{\gamma} - 1} \bar{Y}_H^{1 - \theta\gamma} (\bar{V}_H - \underline{V}_H) > m. \quad (\text{A.12})$$

Notice that under  $\gamma < 1$  the LHS of (A.12) is increasing in  $A_H$  and approaches infinity when  $A_H$  approaches infinity. This condition will be satisfied as long as  $A_H$  is sufficiently high. So indeed, all firms will acquire information if  $A_H$  is high enough.

**The Case of  $A_t = A_L$**  By construction, no entrepreneurs have incentive to acquire information in this case. If  $\lambda_t = 0$  in equilibrium, again by applying Proposition 3, the aggregate output is

$$\log Y_t = \log \bar{Y}_L + \frac{1}{\gamma} \log A_L + \kappa \eta_t,$$

where  $\bar{Y}_L$  is the constant  $\bar{Y}$  in the proof of Proposition 3 with  $\sigma_e^2 = \bar{\sigma}_e^2$ , and  $\kappa$  is also given in Proposition 3 with  $\sigma_e^2 = \bar{\sigma}_e^2$ .

We now show that if  $A_L$  is low enough, no firms will acquire information. The ex ante expected profit for an entrepreneur if he acquires information is

$$\pi_{t,L}^I = \frac{1}{\theta - 1} \left( 1 - \frac{1}{\theta} \right)^\theta \left( \frac{1}{\psi} \right)^\theta \bar{Y}_L^{1 - \theta\gamma} \bar{V}_L A_L^{\frac{1}{\gamma} - 1},$$

where  $\bar{V}_L = \mathbb{E}_{x_{jt}, s_{jt}} \left\{ \mathbb{E} \left[ \exp \left[ \left( \frac{1}{\theta} - \gamma \right) \kappa \Delta_t \right] \epsilon_{jt}^{\frac{1}{\theta}} | x_{jt}, s_{jt} \right] \right\}^\theta$  with  $s_{jt} \sim \mathcal{N}(\varepsilon_{jt}, \underline{\sigma}_e^2)$ . Note that an individual entrepreneur treats  $Y_t$  (or  $\bar{Y}_L$  and  $\kappa$ ) as given. Similarly, the ex ante expected profit for

an entrepreneur if he does not acquire information is given by

$$\pi_{t,L}^U = \frac{1}{\theta - 1} \left(1 - \frac{1}{\theta}\right)^\theta \left(\frac{1}{\psi}\right)^\theta \bar{Y}_L^{1-\theta\gamma} \underline{V}_L A_L^{\frac{1}{\gamma}-1},$$

where  $\underline{V}_L = \mathbb{E}_{x_{jt}, s_{jt}} \left\{ \mathbb{E} \left[ \exp \left[ \left(\frac{1}{\theta} - \gamma\right) \kappa \Delta_t \right] \epsilon_{jt}^{\frac{1}{\theta}} | x_{jt}, s_{jt} \right] \right\}^\theta$  with  $s_{jt} \sim \mathcal{N}(\varepsilon_{jt}, \bar{\sigma}_e^2)$ . Again, we have  $\bar{V}_L > \underline{V}_L$ . If no firms acquire information, we must have  $\pi_{t,L}^I - \pi_{t,L}^U < m$ , that is,

$$\frac{1}{\theta - 1} \left(1 - \frac{1}{\theta}\right)^\theta \left(\frac{1}{\psi}\right)^\theta A_L^{\frac{1}{\gamma}-1} \bar{Y}_L^{1-\theta\gamma} (\bar{V}_L - \underline{V}_L) < m. \quad (\text{A.13})$$

Notice that under  $\gamma < 1$  the LHS of (A.13) approaches zero when  $A_L$  approaches zero. Hence, the above condition holds if  $A_L$  is small enough.

To summarize, we have shown that the equilibrium information precision is  $1/\bar{\sigma}_e^2$  for  $A_t = A_L$  and is  $1/\underline{\sigma}_e^2$  for  $A_t = A_H$ . Also, if  $A_H \gg A_L$ , it is easy to see that  $\mathbb{E}[\log Y_t | A_t = A_L] < \mathbb{E}[\log Y_t | A_t = A_H]$ . Hence, information acquisition is procyclical.

**Proof of Corollary 4:** Based on (34), it is easy to calculate  $SD(\log Y_t | A_t)$  and  $SD(\log Y_t | A_t, x_{jt}, s_{jt})$ . Based on (36), the standard deviation of production is given by

$$\begin{aligned} & SD(\log y_{jt} | A_t, \Delta_t) \\ &= \sqrt{\text{Var} \left[ \frac{\frac{1}{\sigma_\Delta^2} + (1 - \theta\gamma) \kappa \left(\frac{1}{\sigma_e^2} + \frac{1}{\sigma_e^2}\right)}{\frac{1}{\sigma_e^2} + \frac{1}{\sigma_\Delta^2} + \frac{1}{\sigma_e^2}} x_{jt} + \frac{\frac{1}{\sigma_e^2} - (1 - \theta\gamma) \kappa \frac{1}{\sigma_e^2}}{\frac{1}{\sigma_e^2} + \frac{1}{\sigma_\Delta^2} + \frac{1}{\sigma_e^2}} s_{jt} \right]} \\ &= \sqrt{\frac{1}{\tau_\varepsilon} - \frac{\theta\gamma}{\theta\gamma\tau_\varepsilon + \theta\gamma\tau_e + \tau_\Delta} \frac{\theta\gamma(\tau_\varepsilon + \tau_e) + 2\tau_\Delta}{\theta\gamma(\tau_\varepsilon + \tau_e) + \tau_\Delta}}. \end{aligned} \quad (\text{A.14})$$

It is easy to prove that (A.14) is increasing in  $\tau_e$ .

The standard deviation of revenue-based TFP (or sale price) is given by

$$\begin{aligned} & SD(\log [(y_{jt} p_{jt}) / n_{jt}] | A_t, \Delta_t) \\ &= \sqrt{\text{Var} \left[ \left(-\frac{1}{\theta}\right) \left(-\frac{\theta\gamma\tau_\varepsilon}{\theta\gamma\tau_\varepsilon + \theta\gamma\tau_e + \tau_\Delta}\right) \varepsilon_{jt} + \left(-\frac{1}{\theta}\right) \left(\frac{\theta\gamma\tau_e}{\theta\gamma\tau_\varepsilon + \theta\gamma\tau_e + \tau_\Delta}\right) e_{jt} \right]} \\ &= \sqrt{\left(\frac{1}{\theta}\right)^2 \left(\frac{\theta\gamma}{\theta\gamma\tau_\varepsilon + \theta\gamma\tau_e + \tau_\Delta}\right)^2 (\tau_\varepsilon + \tau_e)}, \end{aligned}$$

which is decreasing in  $\tau_e$  in the interval  $\tau_e \in \left[\frac{\tau_\Delta}{\theta\gamma} - \tau_\varepsilon, \infty\right)$ .

## B Price Setting

In this extension, we assume that firms set their selling price first and then produce to meet the market demand.

If we still assume that the idiosyncratic shock is the demand shock  $\epsilon_{jt}$ , information acquisition will play no role. In fact, in this case, intermediate goods firms always set their sale price based on their expectation of the wage, independent of their signal about  $\epsilon_{jt}$ . This result originates from the weakness of the Dixit-Stiglitz production function, which generates a constant markup (under perfect information) no matter what the idiosyncratic shock  $\epsilon_{jt}$  is.

**The Setup** We alternatively assume that the idiosyncratic shock is the productivity shock. Specifically, the aggregate production function is

$$Y_t = \left[ \int_0^1 y_{jt}^{\frac{\theta-1}{\theta}} dj \right]^{\frac{\theta}{\theta-1}} \quad \text{for } \theta > 1$$

and entrepreneur  $j$  is the monopolist of intermediate good  $j$  with production function

$$y_{jt} = A_t A_{jt} n_{jt},$$

where  $A_{jt}$  is idiosyncratic productivity shock with  $\log A_{jt} \equiv a_{jt} \sim \mathcal{N}(-\frac{1}{2}\sigma_a^2, \sigma_a^2)$  (denoting  $\tau_a = 1/\sigma_a^2$ ). If entrepreneur  $j$  can spend  $m$  working hours to acquire some information about  $a_{jt}$ , he receives a signal given by  $s_{jt} = a_{jt} + e_{jt}$ , where  $e_{jt} \sim \mathcal{N}(0, \sigma_e^2)$ .

**The Equilibrium** The price set by an informed entrepreneur is given by

$$\max_{p_{jt}} \mathbb{E} \left[ p_{jt} y_{jt} - W_t \frac{y_{jt}}{A_t A_{jt}} \mid s_{jt} \right]$$

where  $y_{jt} = \left( \frac{p_{jt}}{P_t} \right)^{-\theta} Y_t$  and  $W_t = 1$ . The first-order condition yields

$$p_{jt} = p(A_t, s_{jt}) = \frac{\theta}{\theta-1} \frac{1}{A_t} \mathbb{E} \left[ \frac{1}{A_{jt}} \mid s_{jt} \right]$$

and hence his actual production is

$$y_{jt} = \left( \frac{\theta}{\theta-1} \frac{1}{A_t} \mathbb{E} \left[ \frac{1}{A_{jt}} \mid s_{jt} \right] \right)^{-\theta} P_t^\theta Y_t.$$

Similarly, the price set by an uninformed entrepreneur is



$$p_{jt} = p(A_t) = \frac{\theta}{\theta - 1} \frac{1}{A_t} \mathbb{E} \left[ \frac{1}{A_{jt}} \right]$$

and his actual production is

$$y_{jt} = \left( \frac{\theta}{\theta - 1} \frac{1}{A_t} \mathbb{E} \left[ \frac{1}{A_{jt}} \right] \right)^{-\theta} P_t^\theta Y_t.$$

Therefore, by  $P_t = \frac{1}{\psi} Y_t^{-\gamma}$ , the aggregate output is

$$Y_t = \left[ \frac{1}{\psi} \left( 1 - \frac{1}{\theta} \right) A_t z(\lambda_t) \right]^{\frac{1}{\gamma}}, \quad (\text{B.1})$$

where

$$\begin{aligned} z(\lambda_t) &= \left[ \int_0^{\lambda_t} \left( \mathbb{E} \left[ \frac{1}{A_{jt}} | s_{jt} \right] \right)^{1-\theta} dj + \int_{\lambda_t}^1 \left( \mathbb{E} \left[ \frac{1}{A_{jt}} \right] \right)^{1-\theta} dj \right]^{\frac{1}{\theta-1}} \\ &= \left\{ \lambda_t \exp \left[ \left( \frac{\theta-2}{2} \sigma_a^2 - \frac{1}{2} \frac{1}{\tau_a + \tau_e} \right) (\theta - 1) \right] + (1 - \lambda_t) \exp \left[ \left( \frac{\theta-2}{2} \sigma_a^2 - \frac{1}{2} \frac{1}{\tau_a} \right) (\theta - 1) \right] \right\}^{\frac{1}{\theta-1}} \end{aligned}$$

Denoting  $\bar{z} = \exp \left( \frac{\theta-2}{2} \sigma_a^2 - \frac{1}{2} \frac{1}{\tau_a + \tau_e} \right)$  and  $\underline{z} = \exp \left( \frac{\theta-2}{2} \sigma_a^2 - \frac{1}{2} \frac{1}{\tau_a} \right)$ , we have

$$z(\lambda_t) = \left[ \lambda_t \bar{z}^{\theta-1} + (1 - \lambda_t) \underline{z}^{\theta-1} \right]^{\frac{1}{\theta-1}}.$$

The expected profit for an informed entrepreneur is

$$\pi_t^I = \frac{1}{\theta - 1} \frac{1}{A_t} Y_t z_t^{-\theta} \bar{z}^{\theta-1},$$

and the expected profit for an uninformed entrepreneur is

$$\pi_t^U = \frac{1}{\theta - 1} \frac{1}{A_t} Y_t z_t^{-\theta} \underline{z}^{\theta-1}.$$

If  $\lambda_t \in (0, 1)$ , (9) implies

$$\pi_t^I - \pi_t^U = \frac{1}{\theta - 1} \frac{1}{A_t} Y_t z_t^{-\theta} \left( \bar{z}^{\theta-1} - \underline{z}^{\theta-1} \right) = m. \quad (\text{B.2})$$

Since (B.1) is identical to (18) and (B.2) is identical to (19), the equilibrium under the pricing setting is essentially the same as the equilibrium under the quantity setting. The results in Proposition 1 and Lemmas 1 and 2 hold.

## C Model Extension in Section 3

Our model can also generate countercyclical cross-sectional dispersion in production by slightly changing the information structure of (30) and (31). Specifically, we assume that there are two layers of production: the final good is produced from a continuum of sectoral goods (indexed by  $k$ ), and each sectoral good is composed of a continuum of differentiated goods with each being produced by a monopoly firm (indexed by  $j$ ); that is,

$$Y_t = \left[ \int_0^1 y_{kt}^{\frac{\vartheta-1}{\vartheta}} dj \right]^{\frac{\vartheta}{\vartheta-1}} \quad \text{for } \vartheta > 1$$

and

$$y_{kt} = \left[ \int_0^1 \epsilon_{jkt}^{\frac{1}{\theta}} y_{jkt}^{\frac{\theta-1}{\theta}} dj \right]^{\frac{\theta}{\theta-1}} \quad \text{for } \theta > 1.$$

The endowed “public” signal in (30) is changed to

$$x_{jkt} = \varepsilon_{jkt} + \Lambda_{kt} + \Delta_t, \tag{C.1}$$

where  $\Delta_t \sim \mathcal{N}(0, \sigma_\Delta^2)$  is the economy-wide common sentiment shock, and  $\Lambda_{kt} \sim \mathcal{N}(0, \sigma_\Lambda^2)$  is the sector-specific sentiment shock for sector  $k$  and  $\Lambda_{kt}$  is independent across sectors, and  $\log \epsilon_{jkt} \equiv \varepsilon_{jkt} \sim \mathcal{N}(-\frac{1}{2}\sigma_\varepsilon^2, \sigma_\varepsilon^2)$  is the idiosyncratic demand shock for firm  $j$  in sector  $k$ . The second signal in (31) is changed to

$$s_{jkt} = \varepsilon_{jkt} + e_{jkt}, \quad \text{where } e_{jkt} \sim \mathcal{N}(0, \sigma_e^2). \tag{C.2}$$

We assume that both  $\varepsilon_{jkt}$  and  $e_{jkt}$  are i.i.d. across firms in any sector  $k$  and they are independent of each other. For simplicity, we assume that  $\underline{\sigma}_e^2 = 0$ ; that is, if entrepreneur  $j$  in any sector  $k$  spends  $m$  working hours on information acquisition, he knows  $\varepsilon_{jkt}$  perfectly.

The cross-sectional dispersion comes from the heterogeneity of sector-specific sentiment shock  $\Lambda_{kt}$ . When firms acquire more information, they are less responsive to the signal  $x_{jkt}$  and thus  $\Lambda_{kt}$ , so the cross-sectional dispersion goes down.

**Corollary 5** *Under the alternative information structure of (C.1) and (C.2), the economy exhibits countercyclical aggregate volatility and countercyclical cross-sectional dispersion in production.*

This extended model implies procyclical firm-level dispersion in production within each sector but countercyclical dispersion in production across sectors. The mechanism generating countercyclical cross-sectional dispersion in production is essentially the same as that generating countercyclical aggregate volatility analyzed in Section 3.3. Without information acquisition (for the case of  $A_t = A_L$ ),  $\varepsilon_{jkt}$  is imperfect information and firms respond to signal  $x_{jkt}$ , which generates

cross-sectional dispersion driven by sector-specific sentiment shock  $\Lambda_{kt}$  as well as aggregate volatility driven by economy-wide sentiment shock  $\Delta_t$ . More concretely, an individual firm's production is given by  $y_{jkt}(x_{jkt}, s_{jkt})$ , and thus the aggregate (or average) production of sector  $k$  is given by  $\hat{y}_{kt}(A_t, \Delta_t, \Lambda_{kt}) = \int_j y_{jkt}(\varepsilon_{jkt} + \Lambda_{kt} + \Delta_t, \varepsilon_{jkt} + e_{jkt})$  considering that  $\varepsilon_{jkt}$  and  $e_{jkt}$  are i.i.d. across firms within a sector. The cross-sectional dispersion is hence  $SD(\log \hat{y}_{kt} | A_t = A_L, \Delta_t) > 0$ . Aggregate output of the economy is given by  $Y_t(A_t, \Delta_t)$  considering that  $\Lambda_{kt}$  is also i.i.d. across sectors, so  $SD(\log Y_t | A_t = A_L) > 0$ . When firms acquire information (for the case of  $A_t = A_H$ ),  $\varepsilon_{jkt}$  is perfect information, so both aggregate volatility and cross-sectional dispersion disappear. In fact, an individual firm's production is given by  $y_{jkt}(\varepsilon_{jkt})$ , which implies that  $\hat{y}_{kt}(A_t) = \int_j y_{jkt}(\varepsilon_{jkt})$  and  $Y_t(A_t)$ . So  $SD(\log \hat{y}_{kt} | A_t = A_H, \Delta_t) = 0$  and  $SD(\log Y_t | A_t = A_H) = 0$ .

We can interpret the structure of the above extended model in a different way: the economy has a continuum of multi-product firms as recently emphasized in the trade literature (e.g., Bernard, Redding and Schott (2010)), and each firm produces a continuum of products, with each being run by a different manager. Each manager is endowed with the "public" signal and acquires information about his private signal. In this case, Corollary 5 would imply countercyclical firm-level dispersion in production.

## D Continuous Information Acquisition

We now relax the binary choice of information acquisition and make it a continuous choice. Specifically, after spending  $h(\tau_e)$  working hours at the beginning of the period, entrepreneur  $j$  receives a noisy signal  $s_{jt}$  given by (31).<sup>24</sup> Signal precision,  $\tau_e = 1/\sigma_e^2$ , is endogenous, continuous and effort-dependent. We assume that  $\frac{\partial h}{\partial \tau_e} > 0$  and  $\frac{\partial^2 h}{\partial \tau_e^2} > 0$ . Since firms are ex ante identical, they will choose the same level of information precision. We denote by  $\tau_e^*$  the information precision for all entrepreneurs  $k \neq j$ . Given  $\tau_e^*$ , we now characterize entrepreneur  $j$ 's information acquisition problem. We first characterize aggregate output for a given information precision  $\tau_e^*$ .

**Equilibrium  $Y_t$  for a Given  $\tau_e^*$**  Given their information choice  $\tau_e^*$ , entrepreneurs  $i \neq j$  decide to produce according to (32). The aggregate output is hence given by (34), where  $\bar{Y}$  is a constant not dependent on  $A_t$  and  $\Delta_t$  but dependent on  $1/\tau_e^*$ , which is an exogenous constant for entrepreneur  $j$ . The coefficient  $\kappa$  is given by

$$\kappa = \kappa(\tau_e^*) = \frac{\tau \Delta}{\theta \gamma (\tau_e^* + \tau_e) + \tau \Delta}, \quad (\text{D.1})$$

which is also an exogenous constant for entrepreneur  $j$ .

<sup>24</sup>Rigorously, we should write  $e_{jt} \sim \mathcal{N}(0, \sigma_{je}^2)$ , rather than  $e_{jt} \sim \mathcal{N}(0, \sigma_e^2)$ . But we will confirm that in a symmetric equilibrium, all firms will choose the same level of information precision. To reduce notational clutter, we will use  $\tau_e = 1/\sigma_e^2$  for firm  $j$  and  $\tau_e^*$  for firms  $i \neq j$ , and in equilibrium  $\tau_e = \tau_e^*$ .

**Information Acquisition Decision** Given  $\tau_e^*$ , we now consider entrepreneur  $j$ 's information choice  $\tau_e = 1/\sigma_e^2$ . For a given  $\sigma_e^2$ , entrepreneur  $j$ 's production,  $y(A_t, x_{jt}, s_{jt})$ , based on his signal is given by (32). Hence, if he chooses the precision level  $\tau_e = 1/\sigma_e^2$ , his ex ante expected profit is

$$\begin{aligned}\pi(\tau_e; A_t, \tau_e^*) &= \frac{1}{\theta - 1} \mathbb{E}_{x_{jt}, s_{jt}} \frac{y(A_t, x_{jt}, s_{jt})}{A_t} \\ &= \frac{1}{\theta - 1} \left(1 - \frac{1}{\theta}\right)^\theta \left(\frac{1}{\psi}\right)^\theta \bar{Y}_C^{1-\theta\gamma} A_t^{\frac{1}{\gamma}-1} V(\tau_e, \kappa(\tau_e^*)),\end{aligned}$$

where  $\bar{Y}_C$  is the constant  $\bar{Y}$  in the proof of Proposition 3 with  $\sigma_e^2 = 1/\tau_e^*$ , and

$$\begin{aligned}V(\tau_e, \kappa(\tau_e^*)) &= \mathbb{E}_{x_{jt}, s_{jt}} \left\{ \mathbb{E} \left[ \exp \left[ \left( \frac{1}{\theta} - \gamma \right) \kappa \Delta_t \right] \epsilon_{jt}^{\frac{1}{\theta}} | x_{jt}, s_{jt} \right] \right\}^\theta \\ &= \exp \left[ \frac{1}{2} [(1 - \theta\gamma) \kappa(\tau_e^*)]^2 \frac{1}{\tau_\Delta} \right. \\ &\quad \left. + \left[ (1 - \theta\gamma) \kappa(\tau_e^*) + \frac{1}{2} \left( \frac{1}{\theta} - 1 \right) \left( [(1 - \theta\gamma) \kappa(\tau_e^*)]^2 + 1 \right) \right] \frac{1}{\tau_\Delta + \tau_\varepsilon + \tau_e} \right].\end{aligned}$$

Notice that  $V(\tau_e, \kappa(\tau_e^*))$  is increasing in  $\tau_e$  for  $\theta > 1$ .  $V(\tau_e, \kappa(\tau_e^*))$  is concave in  $\tau_e$  when  $\tau_e$  is sufficiently large since  $V$  is bounded from above when  $\tau_e \rightarrow +\infty$ . Firm  $j$ 's information acquisition decision on  $\tau_e$  is given by

$$\text{Max}_{\tau_e} \frac{1}{\theta - 1} \left(1 - \frac{1}{\theta}\right)^\theta \left(\frac{1}{\psi}\right)^\theta \bar{Y}_C^{1-\theta\gamma} A_t^{\frac{1}{\gamma}-1} V(\tau_e, \kappa(\tau_e^*)) - h(\tau_e). \quad (\text{D.2})$$

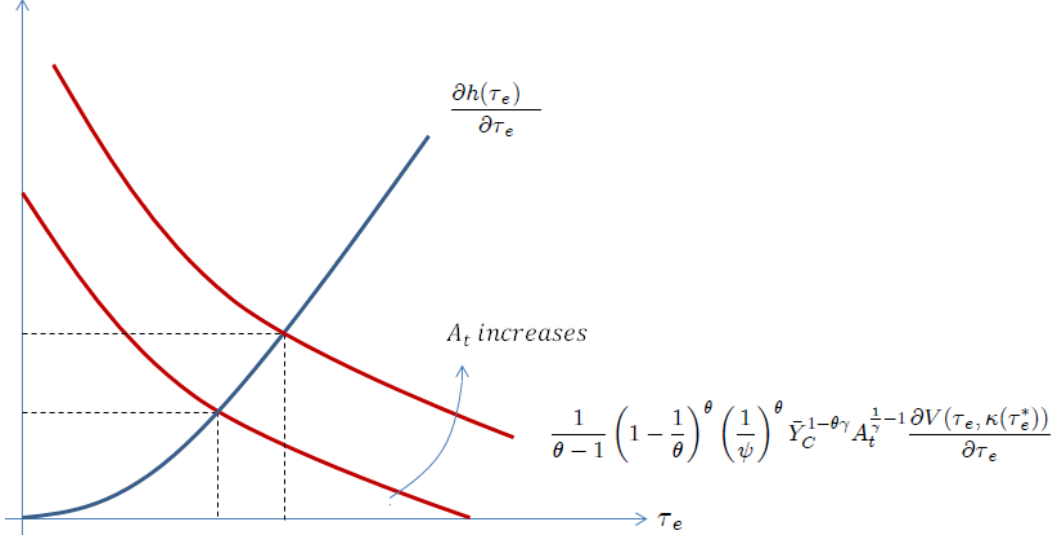
So the first-order condition implies

$$\frac{1}{\theta - 1} \left(1 - \frac{1}{\theta}\right)^\theta \left(\frac{1}{\psi}\right)^\theta \bar{Y}_C^{1-\theta\gamma} A_t^{\frac{1}{\gamma}-1} \frac{\partial V(\tau_e, \kappa(\tau_e^*))}{\partial \tau_e} = \frac{\partial h(\tau_e)}{\partial \tau_e}, \quad (\text{D.3})$$

where

$$\begin{aligned}&\frac{\partial V(\tau_e, \kappa(\tau_e^*))}{\partial \tau_e} \\ &= V(\tau_e, \kappa(\tau_e^*)) \cdot \left[ (1 - \theta\gamma) \kappa(\tau_e^*) + \frac{1}{2} \left( \frac{1}{\theta} - 1 \right) \left( [(1 - \theta\gamma) \kappa(\tau_e^*)]^2 + 1 \right) \right] \frac{(-1)}{(\tau_\Delta + \tau_\varepsilon + \tau_e)^2}.\end{aligned}$$

This defines an implicit mapping between  $A_t$  and  $\tau_e$ . Figure D-1 illustrates the effect of  $A_t$  on  $\tau_e$ .



**Figure D-1:** Optimal  $\tau_e$  Chosen by Firm  $j$  for a Given  $\tau_e^*$

The LHS of equation (D.3) captures the marginal benefit of increasing the precision of information, while the RHS measures the marginal cost. The marginal benefit is decreasing in  $\tau_e$  and is graphed by the downward sloping curve, and the marginal cost is increasing in  $\tau_e$  and is graphed by the upward sloping curve. The intersection of these two curves gives the optimal  $\tau_e$ . The LHS is increasing in  $A_t$  under  $\gamma < 1$ . So when  $A_t$  increases, the LHS increases for any level  $\tau_e$ , leading to an increase in the optimal  $\tau_e$  as the figure illustrates.

In a symmetric equilibrium,  $\tau_e = \tau_e^*$ . So we have

$$\frac{1}{\theta-1} \left(1 - \frac{1}{\theta}\right)^\theta \left(\frac{1}{\psi}\right)^\theta \bar{Y}_C^{1-\theta\gamma} A_t^{\frac{1}{\gamma}-1} \frac{\partial V_1(\tau_e, \kappa(\tau_e))}{\partial \tau_e} = \frac{\partial h(\tau_e, b)}{\partial \tau_e}, \quad (\text{D.4})$$

where  $\frac{\partial V_1(\tau_e, \kappa(\tau_e))}{\partial \tau_e} > 0$  is the partial derivative of  $V$  with respect to its first argument. (D.4) then defines a mapping between  $\tau_e$  and  $A_t$ :

$$\tau_e = f(A_t)$$

Unfortunately, we are not able to derive an explicit function for  $f$ . However, the property of the LHS of (D.4) largely follows that of  $\frac{\partial V_1(\tau_e, \kappa(\tau_e))}{\partial \tau_e}$ . In fact, the LHS of (D.4) approaches 0 when  $\tau_e \rightarrow \infty$ , and it is increasing in  $A_t$  under  $\gamma < 1$ . Therefore, as illustrated in Figure D-1, we have  $f'(A_t) > 0$ , the case in which we are interested, at least for some parameter choices. Also,  $\mathbb{E}[\log Y_t | A_t] = \log \bar{Y}_C + \frac{1}{\gamma} \log A_t$  increases with  $A_t$ .

Because  $\mathbb{E}[\log Y_t | A_t]$  is increasing in  $A_t$  and also  $\tau_e$  is increasing in  $A_t$ , information acquisition is procyclical, as in Proposition 4. Corollary 4 also follows.

## References

- [1] Aliaga-Diaz, Roger and Maria Pia Olivero (2012), Do Bank Capital Requirements Amplify Business Cycles? Bridging The Gap Between Theory And Empirics, *Macroeconomic Dynamics*, 16, 358-395.
- [2] Angeletos, George-Marios and Jennifer La'O (2013a), Sentiments, *Econometrica*, 81(2), 739-779.
- [3] Angeletos, George-Marios and Jennifer La'O (2013b), Efficiency and Policy with Endogenous Learning, mimeo.
- [4] Angeletos, George-Marios, Guido Lorenzoni and Alessandro Pavan (2010), Beauty Contests and Irrational Exuberance: a Neoclassical Approach, mimeo.
- [5] Angeletos, George-Marios and Alessandro Pavan (2007), Efficient Use of Information and Social Value of Information, *Econometrica*, 75(4), 1103-1142.
- [6] Arellano, Cristina, Yan Bai and Patrick Kehoe (2012), Financial Frictions and Fluctuations in Volatility, mimeo.
- [7] Bachmann, Rudiger and Christian Bayer (2013), Wait-and-See Business Cycles? *Journal of Monetary Economics* (2013), Vol. 60(6), 704-719
- [8] Bachmann, Rudiger and Christian Bayer (2014), Investment Dispersion and the Business Cycle, *American Economic Review*, 104(4), 1392-1416.
- [9] Bachmann, Rudiger, Steffen Elstner and Atanas Hristov (2015), Surprise, Surprise - Measuring Firm-level Investment Innovations, mimeo.
- [10] Bachmann, Rudiger, Steffen Elstner and Eric Sims (2013), Uncertainty and Economic Activity: Evidence from Business Survey Data, *American Economic Journal: Macroeconomics*, 5(2), 217-49.
- [11] Bachmann, Rudiger and Giuseppe Moscarini (2012), Business Cycles and Endogenous Uncertainty, mimeo.
- [12] Bai, Yan, Jose-Victor Rios-Rull and Kjetil Storesletten (2012), Demand Shocks that Look Like Productivity Shocks, mimeo.
- [13] Barsky, Robert, and Gary Solon (1989), Real Wages Over The Business Cycle, NBER working paper No. 2888.
- [14] Basu, Susanto and Brent Bundick (2012), Uncertainty Shocks in a Model of Effective Demand, mimeo.
- [15] Basu, Susanto and John Fernald (2001), Why Is Productivity Procyclical? Why Do We Care? in *New Developments in Productivity Analysis*, Hulten, Dean, and Harper.
- [16] Benhabib, Jess, Xuewen Liu and Pengfei Wang (2015), Endogenous Information Acquisition and Countercyclical Uncertainty, mimeo.
- [17] Benhabib, Jess and Pengfei Wang (2013), Financial Constraints, Endogenous Markups, and Self-fulfilling Equilibria, *Journal of Monetary Economics*, 60 (7), 789-805.

- [18] Benhabib, Jess, Pengfei Wang and Yi Wen (2013), Uncertainty and Sentiment-Driven Equilibria, NBER working paper No. 18878.
- [19] Benhabib, Jess, Pengfei Wang and Yi Wen (2015), Sentiments and Aggregate Demand Fluctuations, *Econometrica*, 83 (2), 549-585.
- [20] Berger, David and Joseph Vavra (2011), Dynamics of the US price distribution, mimeo.
- [21] Bernard, Andrew, Stephen Redding and Peter Schott (2010), Multiple-Product Firms and Product Switching, *American Economic Review*, 100 (1): 70-97.
- [22] Bloom, Nicholas (2009), The Impact of Uncertainty Shocks, *Econometrica*, 77(3), 623-685.
- [23] Bloom, Nicholas, Max Floetotto, Nir Jaimovich, Itay Saporta-Eksten and Stephen Terry (2012), Really Uncertain Business Cycles, mimeo.
- [24] Burnside, Craig, Martin Eichenbaum and Sergio Rebelo (1995), Capital Utilization and Returns to Scale, NBER Macroeconomics Annual 1995, Volume 10.
- [25] Campbell, John, Martin Lettau, Burton Malkiel and Yexiao Xu (2001), Have Individual Stocks Become More Volatile? An Empirical Exploration of Idiosyncratic Risk, *Journal of Finance*, 56 (1), 1-43.
- [26] Cheron, Arnaud and Francois Langot (2004), Labor Market Search and Real Business Cycles: Reconciling Nash Bargaining with the Real Wage Dynamics, *Review of Economic Dynamics*, 7 (2), 476-493.
- [27] Christiano, Lawrence, Roberto Motto and Massimo Rostagno (2014), Risk Shocks, *American Economic Review*, 104(1), 27-65.
- [28] Colombo, Luca, Gianluca Femminis and Alessandro Pavan (2014), Information Acquisition and Welfare, *Review of Economic Studies*, 81, 1438-1483.
- [29] Cui, Wei (2012), Delayed Capital Reallocation, mimeo.
- [30] David, Joel, Hugo Hopenhayn and Venky Venkateswaran (2015), Information, Misallocation and Aggregate Productivity, *Quarterly Journal of Economics*, forthcoming.
- [31] D'Erasmus, Pablo and Hernan Moscoso Boedo (2012), Intangible Expenses and Endogenous Firm Volatility over the Business Cycle, mimeo.
- [32] Dueker, Michael and Daniel Thornton (1997), Do bank loan rates exhibit a countercyclical mark-up? mimeo.
- [33] Fajgelbaum, Pablo, Edouard Schaal and Mathieu Taschereau-Dumouchel (2014), Uncertainty Traps, mimeo.
- [34] Gilchrist, Simon, Jae Sim and Egon Zakrajšek (2014), Uncertainty, Financial Frictions, and Investment Dynamics, mimeo.
- [35] Graeve, Ferre De (2008), The External Finance Premium and the Macroeconomy, *Journal of Economic Dynamics and Control*, 32, 3415-3440.
- [36] Grossman, Sanford and Joseph Stiglitz (1980), On the Impossibility of Informationally Efficient Markets, *American Economic Review*, 70 (3), 393-408.

- [37] Hellwig, Christian and Laura Veldkamp (2009), Knowing What Others Know: Coordination Motives in Information Acquisition, *Review of Economic Studies* 76 (1), 223-251.
- [38] Hsieh, Chang-Tai and Peter Klenow (2009), Misallocation and Manufacturing TFP in China and India, *The Quarterly Journal of Economics* 124 (4), 1403-1448.
- [39] Ilut, Cosmin, Matthias Kehrig and Martin Schneider (2015), Slow to Hire, Quick to Fire: Employment Dynamics with Asymmetric Responses to News, mimeo.
- [40] Jermann, Urban and Vincenzo Quadrini (2012), Macroeconomic Effects of Financial Shocks, *American Economic Review*, 102(1): 238-71.
- [41] Jurado, Kyle, Sydney Ludvigson and Serena Ng (2014), Measuring Uncertainty, *American Economic Review*, forthcoming.
- [42] Kehrig, Matthias (2011), The Cyclicalities of Productivity Dispersion, mimeo.
- [43] Kiyotaki, Nobuhiro and John Moore (1997), Credit Cycles, *Journal of Political Economy*, 105 (2), 211-248.
- [44] Kozeniauskas, Nic, Anna Orlik and Laura Veldkamp (2014), Black Swans and the Many Shades of Uncertainty, mimeo.
- [45] Kurov, Alexander (2010), Investor Sentiment and the Stock Market's Reaction to Monetary Policy, mimeo.
- [46] Kydland, Finn (1995), Business Cycles and Aggregate Labor-market Fluctuations, T. Cooley (Ed.), *Frontiers of Business Cycle Research*, Princeton Univ. Press.
- [47] Llosa, Luis Gonzalo and Venky Venkateswaran (2013), Efficiency under Endogenous Information Choice, mimeo.
- [48] Lo, Ming Chien and Jeremy Piger (2005), Is the response of output to monetary policy asymmetric? Evidence from a regime-switching coefficients model, *Journal of Money, Credit and Banking*, 37(5): 865-886.
- [49] Lucas, Robert (1972), Expectations and the neutrality of money, *Journal of Economic Theory*, 4 (2), 103-124.
- [50] Lutz, Chandler (2015), The Asymmetric Effects of Investor Sentiment, *Macroeconomic Dynamics*, forthcoming.
- [51] Mackowiak, Bartosz and Mirko Wiederholt (2013), Inattention to Rare Events, mimeo.
- [52] Mäkinen, Taneli and Bjorn Ohl (2015), Information acquisition and learning from prices over the business cycle, *Journal of Economic Theory*, 158, 585-633.
- [53] Olivero, Maria Pia (2010), Market Power in Banking, Countercyclical Margins and the International Transmission of Business Cycles, *Journal of International Economics*, 80(2), 292-301.
- [54] Orlik, Anna and Laura Veldkamp (2014), Understanding Uncertainty Shocks and the Role of the Black Swan, mimeo.
- [55] Quadrini, Vincenzo (2011), Financial Frictions in Macroeconomic Fluctuations, *FRB Richmond Economic Quarterly*, 97 (3), 209-254.



- [56] Quelch, John (2009), How to Use Market Research in a Recession, *Harvard Business Review*, May 2009.
- [57] Reis, Ricardo (2006), Inattentive Producers, *Review of Economic Studies*, 73 (3), 793-821.
- [58] Restuccia, Diego and Richard Rogerson (2008), Policy Distortions and Aggregate Productivity with Heterogeneous Plants, *Review of Economic Dynamics*, 11(4), 707-720.
- [59] Rotemberg, Julio and Lawrence Summers (1990), Inflexible Prices and Procyclical Productivity, 105 (4), 851-74.
- [60] Shimer, Robert (2009), Convergence in Macroeconomics: The Labor Wedge, *American Economic Journal: Macroeconomics*, 1(1): 280-97.
- [61] Stock, James and Mark Watson (1999), Business Cycle Fluctuations in U.S. Macroeconomic Time Series, in: J. B. Taylor & M. Woodford (Ed.), *Handbook of Macroeconomics*, Elsevier.
- [62] Straub, Ludwig and Robert Ulbricht (2014), Endogenous Uncertainty and Credit Crunches, mimeo.
- [63] Tan, Ji and Vaibhav Kohli (2011), The Effect of Fed's Quantitative Easing on Stock Volatility, mimeo.
- [64] Van Nieuwerburgh, Stijn and Laura Veldkamp (2006), Learning Asymmetries in Real Business Cycles, *Journal of Monetary Economics*, 53 (4), 753-772.
- [65] Veldkamp, Laura (2005), Slow Boom, Sudden Crash, *Journal of Economic Theory*, 124 (2), 230-257.
- [66] Vives, Xavier (2016), Endogenous Public Information and Welfare in Market Games, *Review of Economic Studies*, forthcoming.
- [67] Weise, Charles (1999), The Asymmetric Effects of Monetary Policy: A Nonlinear Vector Autoregression Approach, *Journal of Money, Credit and Banking*, 31(1), 85-108.
- [68] Woodford, Michael (2003), *Interest and Prices: Foundations of a Theory of Monetary Policy*. Princeton, New Jersey: Princeton University Press.